



Haz-Mat and Rescue Products



CONTENTS

1.0. Lifting bags

1.1.	CATCH BAGS – TOWING AND RECOVERY	4
1.2.	LOW-PRESSURE LIFTING BAGS 0.5 bar (7.3 psi)	5
1.3.	TOWING AND RECOVERY	6
1.4.	VLB - VEHICLE LIFTING BAG 0.5 bar (7.3 psi)	8
1.5.	MEDIUM-PRESSURE LIFTING BAGS 1.0 bar (14.5 psi)	9
1.6.	MEDIUM-PRESSURE USAR AX SET 1.9 bar (28 psi)	10
1.7.	HIGH-PRESSURE LIFTING BAGS	11
	8 bar (116 psi) system	12
	SLK model	12
	SLK-L model	13
	SBF-K model (flat bag)	14
	10 bar (145 psi) system	16
	SLK-H model	16
	SFB-H model (flat bag)	17
1.8.	INFLATION ACCESSORIES	19
1.9.	THE USAGE OF LIFTING BAGS	20
	Photos	21
1.9	FLAT BAGS VS. CONVENTIONAL LIFTING BAGS	22

2.0. Decontamination

2.1.	INFLATABLE DECONTAMINATION UNITS	24
2.2.	PROPOSED DECONTAMINATION SETS	25
2.3.	ACCESSORIES FOR INFLATABLE DECONTAMINATION UNITS	26

3.0. Rescue

3.1.	RESCUE STRETCHER	28
3.2.	RESCUE WALKWAY	29

4.0. Sealing products

	Photos	31
4.1.	INFLATABLE PIPE PLUGS	32
4.2.	GULLY SEALING SET	34
4.3.	LEAK SEALING LANCE SET	36
4.4.	PIPE PLUG KIT	37
4.5.	MINI LEAK SEALING BAGS	39
4.6.	LARGE LEAK SEALING BAGS	41
4.7.	SEALING TUBES	42
4.8.	SEALING BANDAGES	43
4.9.	VACUUM DRAINAGE BAG	44
4.10.	DRAINAGE SEALING BAG	45
4.11.	DRAINAGE PIPE SEALING BAGS	46
4.12.	MEGA LEAK SEALING KIT	47

5.0. Water tanks


5.1.	SELF-SUPPORTING INTERCEPTIVE TANKS	50
5.2.	TRANSPORT TANKS	52
5.3.	CLOSED RUBBER TANKS	54
5.4.	DRINKING WATER TANKS	56
5.5.	MOBILE DECANTING UNITS	58
5.6.	BERMS	59
5.7.	HELICOPTER ONION TANKS	60

6.0. About us

4.1.	WARRANTY	62
4.2.	ABOUT US	63



Lifting bags



FOLLOW
USER MANUAL



WEAR PERSONAL
PROTECTIVE EQUIPMENT

1. 1.

CATCH BAGS – TOWING AND RECOVERY



Catch Bags are used to “catch” the vehicle when uprighting it for a soft landing and to prevent secondary tip-over. They are built to prevent dangerous and uncontrolled descent of any vehicle or object. Perfect in combination with SAVA low-pressure lifting bags.

Good stability in all conditions	Special air-release openings	Extremely durable	Quick assembly and disassembly
----------------------------------	------------------------------	-------------------	--------------------------------



INFLATION HOSE 10 m (33')
6.5 kg (14 lbs)
574578

BLOWER
10 kg (22 lbs)
574580

3-WAY DISTRIBUTOR
3.6 kg (8 lbs)
574579

POSITIONING ACCESSORIES




BLIND COUPLING 1 1/2"
0.3 kg (0.7 lbs)
574581



WEDGE
1.5 kg (3.3 lbs)
581229



INSERTION POLE
2.0 kg (4.4 lbs)
581228



PROTECTIVE CAP
7.0 kg (15 lbs)
587031



REPAIR KIT
0.5 kg (1.1 lbs)
578468



TOP COVER
PVC 579669
2.0 kg (4.4 lbs)
RUBBER 581226
9.9 kg (22 lbs)

TECHNICAL DATA

TYPE	PART NUMBER	DIMENSIONS					WEIGHT	WORKING PRESSURE	NOMINAL CONTENT	AIR REQUIREMENT	MAX. HEIGHT	INFLATION TIME
		BOTTOM		TOP		HEIGHT						
		LENGTH	WIDTH	LENGTH	WIDTH							
		[cm] / [inch]	[cm] / [inch]	[cm] / [inch]	[cm] / [inch]							
SCB-1	574577	140 / 55"	140 / 55"	100 / 39"	100 / 39"	10 / 4"	22 / 50	< 0.2 / < 3	1700 / 60	2000 / 71	160 / 63"	60-90



LOW-PRESSURE LIFTING BAGS 0.5 bar (7.3 psi)

1. 2.



Low-pressure lifting bags are used for lifting very large objects. They have special TOP GRIP pads bonded to the top and bottom of the bag. Top Grip pad offers heavy duty protection from slipping, puncture, abrasion and premature wear. Used for uprighting trucks, rail cars, and other types of vehicles or structures.

0.5
BAR

Lifting height up to 2.1 m	Ideal for towing recovery	Special TOP GRIP pads	Use on all grounds (rock, glass, metal)
----------------------------	---------------------------	-----------------------	---

CONTROLLERS



SINGLE FITTING CONTROLLER
0.5 bar (7.3 psi)
1.0 kg (2.2 lbs)
553361



DOUBLE FITTING CONTROLLER
0.5 bar (7.3 psi)
2.5 kg (5.5 lbs)
507801



FKT CONTROLLER
40.0 kg (88 lbs)
4-port - 545631
53.0 kg (117 lbs)
6-port - 545632
*Other sizes on request

ADAPTERS



SHUT-OFF + SAFETY VALVE
0.5 bar (7.3 psi)
0.4 kg (0.8 lbs)
577465




ADAPTER CLAW/26
0.15 kg (0.33 lbs)
529704



VACUUM/BLOWER
124.0 kg (273 lbs)
598159

ACCESSORIES






PROTECTION PLATE WOOD+TOP GRIP
11.0 kg (24 lbs)
581227



REPAIR KIT
0.1 kg (0.22 lbs)
522050

INFLATION HOSES



TYPE	5 m (16')	15 m (49')
	2 kg (4.4 lbs)	5 kg (11 lbs)
RED RIGID	595741	594222
GREY RIGID	595744	594220
YELLOW RIGID	595743	594221
GREEN RIGID	586722	586724



TECHNICAL DATA

TYPE	PART NUMBER	DIMENSIONS		WEIGHT	WORKING PRESSURE	NOMINAL CONTENT	AIR REQUIREMENT	MAX LIFTING CAPACITY	MAX. LIFTING HEIGHT	INFLATION VALVE
		DIAMETER	HEIGHT							
		[cm] / [inch]	[cm] / [inch]							
MS 45	527296	102 / 40"	10 / 4"	16 / 35	0.5 / 7.3	368 / 13	551 / 20	4 / 4.4	45 / 18"	R 1/2"-female
MS 122	527297	135 / 53"	10 / 4"	30 / 66	0.5 / 7.3	1745 / 62	2618 / 93	7 / 7.7	122 / 48"	R 3/4"-male
MS 210	527298	145 / 57"	10 / 4"	43 / 95	0.5 / 7.3	3466 / 122	5199 / 184	9 / 9.9	210 / 83"	R 3/4"-male



SUITABLE FOR TUNNEL RECOVERY

CATCHING WITH CATCH BAGS

LIFTING WITH LOW PRESSURE LIFTING BAGS

CONTROLLER SPECIALLY DESIGNED FOR BEST EFFICIENCY AND SAFETY WHEN WORKING WITH LOWPRESSURE LIFTING BAGS

COMPRESSOR/BLOWER SPECIALLY DESIGNED FOR HIGH-FLOW VOLUMES AND OPTIMAL PRESSURE FOR LOWPRESSURE LIFTING BAG OPERATION

PROPOSED RECOVERY SETS

LIFTING

PART NUMBER	DESCRIPTION	LONG HEAVY VEHICLE SET	HEAVY VEHICLE SET
		QUANTITY [pc]	
527296	MS 45	2	1
527298	MS 2:10	4	2
545632	CONTROLLER FKT-6	1	
545631	CONTROLLER FKT-4		1
545639	COMPRESSOR/BLOWER	1	1
586724	INFLATION HOSE (RIGID 15 m (49'))	6	3
522050	REPAIR KIT FOR LOW PRESSURE BAGS	1	1
581227	PROTECTION PLATE WOOD+TOPGRIP	6	3

CATCHING

PART NUMBER	DESCRIPTION	LONG HEAVY VEHICLE SET	HEAVY VEHICLE SET
		QUANTITY [pc]	
574577	SCB-1	3	2
574578	INFLATION HOSE 10 m (33') (FOR CATCH BAGS)	3	2
574580	BLOWER	1	1
574579	THREE-WAY DISTRIBUTOR	1	1
574581	BLIND COUPLING	1	1
578468	REPAIR KIT FOR CATCH BAGS	1	1
587031	PROTECTIVE CAP	3	2
581228	INSERTION POLE	3	2
581229	WEDGE	2	2



1. 4. VLB – VEHICLE LIFTING BAG 0.5 bar (7.3 psi)

Lifting Bag 4 Car is an inflatable bag that comes in handy at replacing flat tyres of passenger vehicles, SUVs, as well as light commercial vehicles.

LB4C is a light, compact and robust bag, which is easy to place under a vehicle and is inflated by means of any compressed air source. If compared to a mechanical car lifter, this bag especially excels if the space is limited. The non-inflated bag is less than 5 cm high; without causing any damage it can be easily placed under a vehicle with a flat tyre, as well as under a vehicle with a lowered chassis, or built-in spoilers.



Perfect for tyre change


Simple operation

Light, compact and robust

Reinforced top and bottom



VLB BAG INFLATED 556385



Top and bottom reinforced to provide protection from sharp objects

ACCESSORIES



SINGLE FITTING CONTROLLER
0.5 bar (7.3 psi)
0.9 kg (2 lbs)
583165



INFLATION HOSE
5 m (16') - RED
0.7 kg (1.6 lbs)
76683



VLB BAG DEFLATED

TYPE	PART NUMBER	DIMENSIONS		WEIGHT	WORKING PRESSURE	MAX. LIFTING CAPACITY	MAX. LIFTING HEIGHT
		LENGTH	WIDTH				
		[cm] / [inch]	[cm] / [inch]				
VLB BAG	556385	60 / 24"	60 / 24"	4.2 / 9	0.5 / 7.3	1.2 / 1.3	60 / 24"



MEDIUM-PRESSURE LIFTING BAGS 1.0 bar (14.5 psi) 1. 5.



Medium-pressure lifting bags provide high lifts. They have a soft footprint which makes them ideal for lifting softer structures since the lifting force is spread over a wider area.

1.0
BAR

Perfect performance on soft grounds

Suitable for high lifts

Made from extra durable materials

Extra fast inflation and deflation

CONTROLLERS



SINGLE FITTING CONTROLLER
1.0 bar (14.5 psi)
1.0 kg (2.2 lbs)
551503



DOUBLE FITTING CONTROLLER
1.0 bar (14.5 psi)
2.0 kg (4.4 lbs)
504061



DOUBLE DEADMAN CONTROLLER PLASTIC BOX
1.0 bar (14.5 psi)
3.0 kg (6.6 lbs)
528119

ACCESSORIES




REPAIR KIT
0.09 kg (0.2 lbs)
522050

ADAPTERS




SHUT-OFF + SAFETY VALVE
1.0 bar (14.5 psi)
0.4 kg (0.88 lbs)
551504



ADAPTER GEKA/26
0.1 kg (0.2 lbs)
575711

CARRY-ON VALISE (for two bags)



1.0 kg (2.2 lbs) 521483 **MA**
1.3 kg (2.9 lbs) 521485 **MB**
1.5 kg (3.3 lbs) 521486 **MC**
2.0 kg (4.4 lbs) 521487 **MD**

INFLATION HOSES



TYPE	5 m (16')	10 m (33')
RED	2.2 kg (4.9 lbs) 525662	3.0 kg (6.6 lbs) 538935
YELLOW	2.7 kg (6 lbs) 504063	5.0 kg (11 lbs) 519817
BLACK	1.7 kg (3.7 lbs) 504064	1.4 kg (3 lbs) 577464



TOP GRIP pads can be supplied on request

TECHNICAL DATA

TYPE	PART NUMBER	DIMENSIONS		WEIGHT	WORKING PRESSURE	NOMINAL CONTENT	AIR REQUIREMENT	MAX LIFTING CAPACITY	MAX. LIFTING HEIGHT	INFLATION VALVE
		DIAMETER	HEIGHT							
		[cm] / [inch]	[cm] / [inch]							
MA	521478	61 / 24"	5 / 2"	7.5 / 17	1.0 / 14.5	126 / 4	251 / 9	3 / 3.3	43 / 17"	R 3/8" - male
MB	521479	76 / 30"	5 / 2"	12 / 27	1.0 / 14.5	268 / 9	535 / 19	4.7 / 5.2	59 / 23"	R 3/8" - male
MC	521481	91 / 36"	5 / 2"	15 / 33	1.0 / 14.5	397 / 14	793 / 28	6.7 / 7.4	61 / 24"	R 3/8" - male
MD	521482	122 / 48"	8 / 3"	35 / 77	1.0 / 14.5	1168 / 41	2337 / 83	12 / 13.2	100 / 39"	R 3/8" - male

1. 6. MEDIUM-PRESSURE USAR AX SET 1.9 bar (28 psi)



TYPE GEKA

1.9
BAR

SAVA 9-ton USAR Rescue Lift Kit is portable, self-contained lifting system. Originally conceived by the US Air Force Pararescue Jumpers, the GI Lift Kit is a lightweight fast deployment insertion/extraction team lifting system.

Soft footprint

Lightweight

Fast deployment

Use on all grounds (rock, glass, metal)

ACCESSORIES



SINGLE CONTROLLER
1.9 bar (28 psi)
0.2 kg (0.44 lbs)
551149



INFLATION HOSE
3 m (10'), BLACK
0.7 kg (1.5 lbs)
551152



INFLATION HOSE
YELLOW, 5 m (16'),
0.7 kg (1.5 lbs)
76685



INFLATION DISTRIBUTOR, Y PART
0.2 kg (0.44 lbs)
551150




COMPRESSED AIR CYLINDER
300 bar (4350 psi),
5l (305 cu.in.)
2.8 kg (6 lbs)
551151



PRESSURE REDUCER
200/300 bar
(2900/4350 psi)
1.7 kg (3.7 lbs)
523835



REPAIR KIT
0.9 kg (0.2 lbs)
522050



BACKPACK FOR AX SET
3.0 kg (6.6 lbs)
551154

AX SET


PART NUMBER	DESCRIPTION	Quantity [pc]
525022	Lifting bag AX	2
551149	Single controller 1.9 bar (28 psi)	2
551152	Inflation hose 3 m (10'), Black	2
76685	Inflation hose 5 m (16'), yellow,	1
551150	Inflation distributor, Y part	1
551154	Backpack for AX set	1
551151	Compressed air cylinder 300 bar (4350 psi), 5l (305 cu.in.)	2
523835	Pressure reducer 200/300 bar (2900/4350 psi)	1
522050	Repair kit	1

TECHNICAL DATA

TYPE	PART NUMBER	DIMENSIONS		WEIGHT	WORKING PRESSURE	NOMINAL CONTENT	AIR REQUIREMENT	MAX. LIFTING CAPACITY	MAX. LIFTING HEIGHT	INFLATION VALVE
		DIAMETER	HEIGHT							
		[cm] / [inch]	[cm] / [inch]							
AX	525022	55 / 22"	5 / 2"	4.0 / 9	1.9 / 28	107 / 4	310 / 11	4.5 / 5	45 / 18"	R 3/8" - male

HIGH-PRESSURE LIFTING BAGS

1. 7.



High-pressure lifting bags are used for lifting the heaviest loads. High-pressure lifting bags exert maximum force in a concentrated area, making them ideal when lifting rigid structures in tight places. Their unique structure also allows use in load shifting, heavy truck or aircraft recovery and different moving situations.

Extremely durable

Heavy duty

EN 13731 certified

Thin design



8 BAR

8 FLAT

10 FLAT

10 BAR



Unique anti-slip surface




Reflective corner markings



Clear & distinctive labels



Strong manipulation handles



Cone-shaped protection edges

1. 7. HIGH-PRESSURE LIFTING BAGS 8 bar (116 psi)



8
BAR

EN 13731
certified

Stackable up
to 2 bags

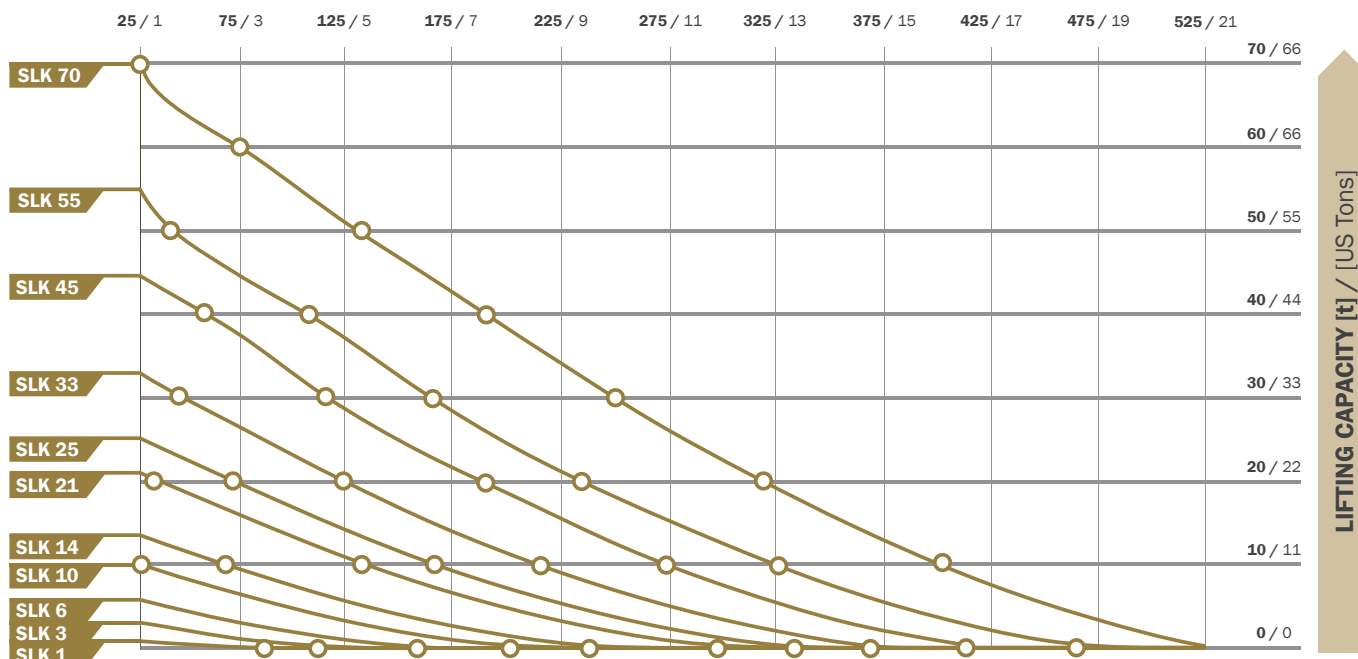
Extra
durable

Thin
design

TECHNICAL DATA

TYPE	PART NUMBER	DIMENSIONS			WEIGHT	WORKING PRESSURE	AIR REQUIREMENT	MAX. LIFTING CAPACITY	MAX. LIFTING HEIGHT
		LENGTH	WIDTH	HEIGHT					
		[cm] / [inch]	[cm] / [inch]	[cm] / [inch]					
SLK 1	77973	15 / 6"	15 / 6"	2.5 / 1"	0.55 / 1.2	8 / 116	5 / 0.2	1.1 / 1.2	8 / 3.1"
SLK 3	77974	22.5 / 9"	22.5 / 9"	2.5 / 1"	1.25 / 3	8 / 116	15 / 0.5	2.7 / 3	13 / 5.1"
SLK 6	77975	30 / 12"	30 / 12"	2.5 / 1"	2 / 4	8 / 116	42 / 1.5	5.5 / 6.1	16 / 6.3"
SLK 10	76734	38 / 15"	38 / 15"	2.5 / 1"	3,5 / 8	8 / 116	86 / 3.0	10.1 / 11.1	21 / 8.3"
SLK 14	76735	45 / 18"	45 / 18"	2.5 / 1"	5 / 11	8 / 116	152 / 5.4	13.5 / 14.9	25 / 9.8"
SLK 21	76736	55 / 22"	55 / 22"	2.5 / 1"	7 / 15	8 / 116	296 / 10.5	21.1 / 23.2	30 / 11.8"
SLK 25	76737	61 / 24"	61 / 24"	2.5 / 1"	9 / 20	8 / 116	416 / 14.7	25.2 / 27.7	34 / 13.4"
SLK 33	76738	69 / 27"	69 / 27"	2.5 / 1"	11 / 24	8 / 116	621 / 21.9	33 / 36.3	38 / 15"
SLK 45	76739	78 / 31"	78 / 31"	2.5 / 1"	14 / 31	8 / 116	921 / 32.5	44.6 / 49.1	42 / 16.5"
SLK 55	76794	87 / 34"	87 / 34"	2.5 / 1"	18 / 40	8 / 116	1305 / 46.1	55 / 60.5	47 / 18.5"
SLK 70	573241	94.5 / 37"	94.5 / 37"	2.5 / 1"	22.5 / 50	8 / 116	1505 / 53.2	70.4 / 77.4	52 / 20.5"

LIFTING HEIGHT [mm] / [inch]





HIGH-PRESSURE LIFTING BAGS 8 bar (116 psi) 1. 7.



8
BAR

EN 13731
certified

Stackable up
to 2 bags

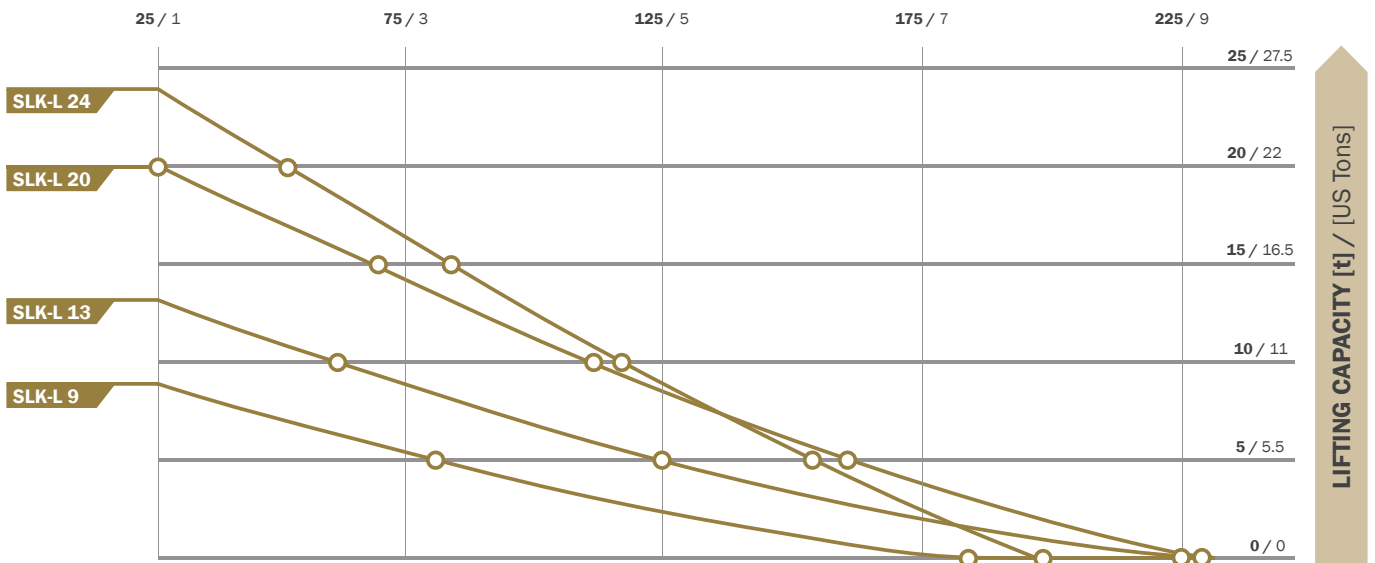
Narrow
design

Easy
manipulation

TECHNICAL DATA

TYPE	PART NUMBER	DIMENSIONS			WEIGHT	WORKING PRESSURE	AIR REQUIREMENT	MAX. LIFTING CAPACITY	MAX. LIFTING HEIGHT
		LENGTH	WIDTH	HEIGHT					
		[cm] / [inch]	[cm] / [inch]	[cm] / [inch]					
SLK-L 9	519833	45 / 18"	30 / 12"	2.5 / 1"	3.3 / 7.3	8 / 116	95 / 3.4	8.9 / 9.8	19 / 7.5"
SLK-L 13	519834	50 / 20"	37.5 / 15"	2.5 / 1"	4.5 / 10	8 / 116	170 / 6.0	13.2 / 14.5	23 / 9.1"
SLK-L 20	519837	75 / 30"	37.5 / 15"	2.5 / 1"	6.5 / 14.3	8 / 116	270 / 9.5	20.2 / 22.2	23 / 9.1"
SLK-L 24	77983	102 / 40"	32 / 13"	2.5 / 1"	7.8 / 17.2	8 / 116	220 / 7.8	24 / 26.4	20 / 7.9"

LIFTING HEIGHT [mm] / [inch]



HIGH-PRESSURE LIFTING BAGS

8 bar (116 psi) (FLAT BAGS)



1. 7.

8
FLAT



EN 13731
certified

Stackable up
to 3 bags

Superb
stability

Flat
surface

TECHNICAL DATA


TYPE	PART NUMBER	DIMENSIONS			WEIGHT	WORKING PRESSURE	AIR REQUIREMENT	MAX. LIFTING CAPACITY	MAX. LIFTING HEIGHT	MAX. LIFTING CAPACITY AT MAX. LIFTING HEIGHT
		LENGTH	WIDTH	HEIGHT						
		[cm] / [inch]	[cm] / [inch]	[cm] / [inch]						
SFB-K 7/17	519883	55 / 22"	55 / 22"	2.5 / 1"	7.3 / 16	8 / 116	224 / 7.9	21.1 / 23.2	17 / 6.7	6.7 / 7.4
SFB-K 10/17	519884	61 / 24"	61 / 24"	2.5 / 1"	9.2 / 20	8 / 116	350 / 12.4	25.2 / 27.7	17 / 6.7	9.5 / 10.5
SFB-K 20/17	519885	78 / 31"	78 / 31"	2.5 / 1"	14.5 / 32	8 / 116	520 / 18.4	44.6 / 49.1	17 / 6.7	20.2 / 22.2
SFB-K 33/17	519886	91.5 / 36"	91.5 / 36"	2.5 / 1"	20.6 / 45	8 / 116	810 / 28.6	64 / 70.4	17 / 6.7	33.3 / 36.6

ACCESSORIES


(SUITABLE FOR FLAT BAGS ONLY)



TRIPLE DEADMAN CONTROLLER METAL BOX
8 bar (116 psi)
4.0 kg (8.8 lbs)
544124

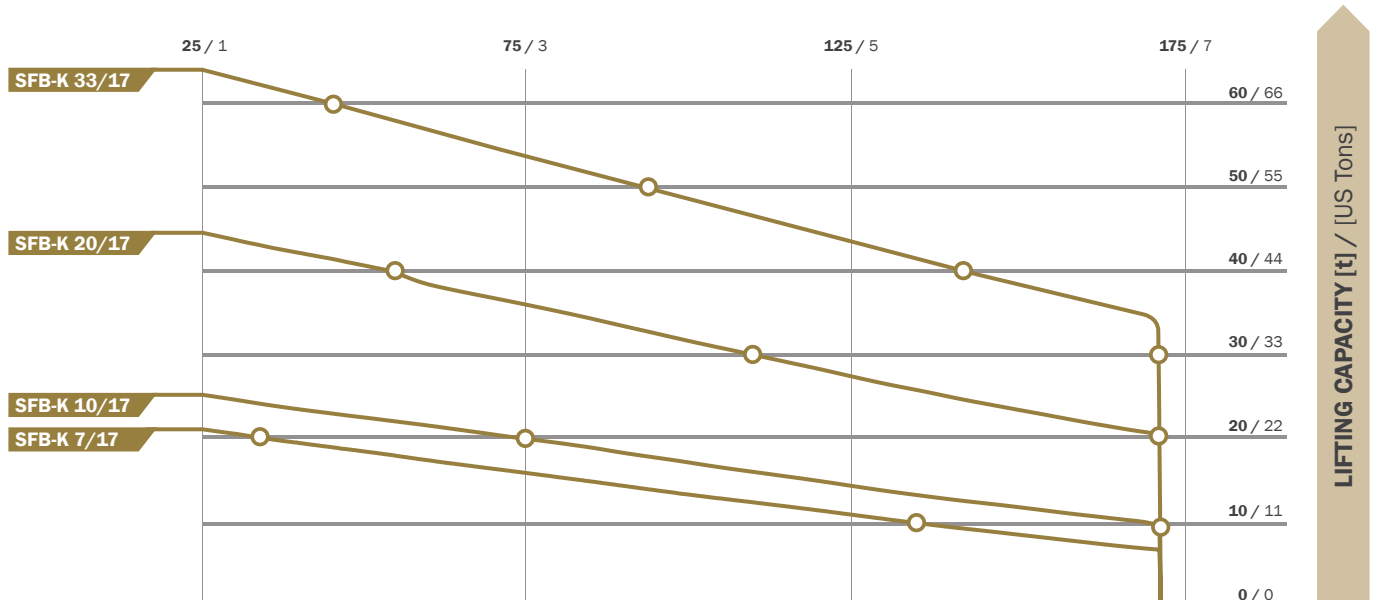


SET OF TRIPLE FLAT BAG CONNECTORS, ORANGE
(4 PCS PER SET)
0.6 kg (1.3 lbs)
530545



SET OF DUAL FLAT BAG CONNECTORS, YELLOW
(4 PCS PER SET)
0.4 kg (0.88 lbs)
529480

LIFTING HEIGHT [mm] / [inch]



ACCESSORIES FOR HIGH-PRESSURE LIFTING BAGS 8 bar (116 psi)

1. 7.

INFLATION HOSES



TYPE	5 m (16')	10 m (33')
RED	516191	516193
YELLOW	517967	517968
BLUE	516192	516194
GREY	529317	529318

8
BAR

CONTROLLERS



SINGLE FITTING CONTROLLER
8 bar (116 psi)
0.9 kg (2 lbs)
76681




HAND-HELD DOUBLE DEADMAN CONTROLLER
8 bar (116 psi)
1.6 kg (3.5 lbs)
519820



DOUBLE FITTING CONTROLLER
8 bar (116 psi)
2.0 kg (4.4 lbs)
76682



DOUBLE DEADMAN CONTROLLER PLASTIC BOX
8 bar (116 psi)
2.9 kg (6.4 lbs)
528126



DOUBLE DEADMAN CONTROLLER LED LIGHTS, PLASTIC BOX
8 bar (116 psi)
3.0 kg (6.6 lbs)
576803



HAND-HELD SINGLE DEADMAN CONTROLLER
8 bar (116 psi)
1.2 kg (2.6 lbs)
519819



DOUBLE DEADMAN CONTROLLER METAL BOX
8 bar (116 psi)
3.0 kg (6.6 lbs)
528132



DOUBLE CONTROLLER CASE BOX
8 bar (116 psi)
3.0 kg (6.6 lbs)
579558

8
FLAT


OTHER ACCESSORIES



HOSE WITH SHUT-OFF VALVE
0.5 m (1.6')
0.3 kg (0.66 lbs)
525278



HOSE WITH SHUT-OFF + SAFETY VALVE
8 bar (116 psi),
10 m (33')
2.0 kg (4.4 lbs)
544111



FOOT PUMP 8 bar (116 psi)
3 kg (6.6 lbs)
538320



SHUT-OFF + SAFETY VALVE
8 bar (116 psi)
0.4 kg (0.88 lbs)
519051



INFLATION DISTRIBUTOR YELLOW, 1 m (3')
0.7 kg (1.5 lbs)
522999




PRESSURE REDUCER
8 bar (116 psi)
200/300 bar (2900/4350 psi)
1.7 kg (3.7 lbs)
DIN - 523835
CGA - 595820



SINGLE STAGE REGULATOR
8 bar (116 psi)
0.4 kg (0.88 lbs)
72128-CGA-8 bar

MINI LIFTING SET



HIGH-PRESSURE LIFTING BAGS

1. 7.

10 bar (145 psi)



10
BAR



EN 13731
certified

Increased
lifting capacity

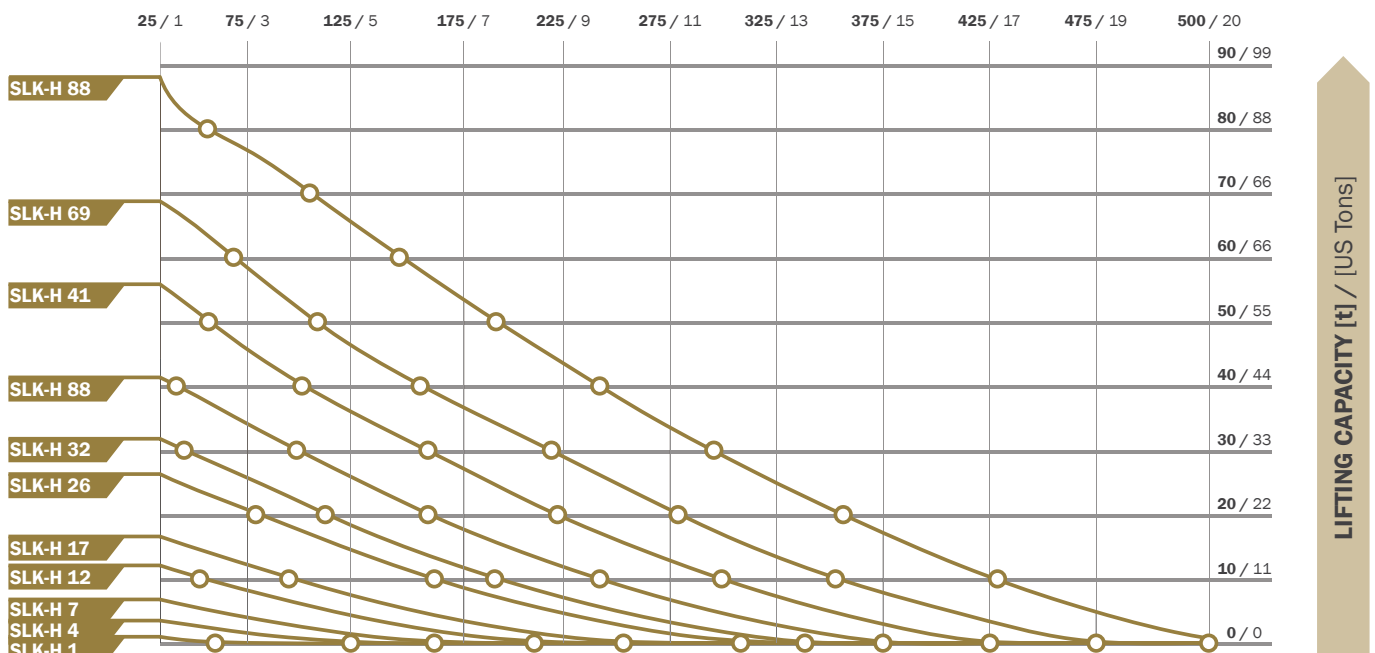
Compatible with
8 bar (116 psi) bags

Heavy
duty

TECHNICAL DATA

TYPE	PART NUMBER	DIMENSIONS			WEIGHT	WORKING PRESSURE	AIR REQUIREMENT	MAX. LIFTING CAPACITY	MAX. LIFTING HEIGHT
		LENGTH	WIDTH	HEIGHT					
		[cm] / [inch]	[cm] / [inch]	[cm] / [inch]					
SLK-H 1	291240	15 / 6"	15 / 6"	2.5 / 1"	0.55 / 1.2	10 / 145	7 / 0.3	1.2 / 1.3	8 / 3.1"
SLK-H 4	291241	22.5 / 9"	22.5 / 9"	2.5 / 1"	1.25 / 3	10 / 145	19 / 0.7	3.3 / 3.6	13 / 5.1"
SLK-H 7	291242	30 / 12"	30 / 12"	2.5 / 1"	2 / 4	10 / 145	52 / 1.9	6.8 / 7.5	16 / 6.3"
SLK-H 12	291243	38 / 15"	38 / 15"	2.5 / 1"	3.5 / 8	10 / 145	106 / 3.8	12.1 / 13.3	21 / 8.3"
SLK-H 17	291244	45 / 18"	45 / 18"	2.5 / 1"	5 / 11	10 / 145	186 / 6.6	16.6 / 18.3	25 / 9.3"
SLK-H 26	291245	55 / 22"	55 / 22"	2.5 / 1"	7 / 15	10 / 145	362 / 12.8	26.3 / 28.9	30 / 11.8"
SLK-H 32	291246	61 / 24"	61 / 24"	2.5 / 1"	9 / 20	10 / 145	508 / 18.0	31.8 / 35	34 / 13.4"
SLK-H 41	291247	69 / 27"	69 / 27"	2.5 / 1"	11 / 24	10 / 145	759 / 26.8	41.3 / 45.4	38 / 15"
SLK-H 56	291248	78 / 31"	78 / 31"	2.5 / 1"	14.1 / 31	10 / 145	1122 / 39.7	55.8 / 61.4	42 / 16.5"
SLK-H 69	291249	87 / 34"	87 / 34"	2.5 / 1"	18.2 / 40	10 / 145	1595 / 56.4	68.7 / 75.6	47 / 18.5"
SLK-H 88	291250	94.5 / 37"	94.5 / 37"	2.5 / 1"	22.7 / 50	10 / 145	1650 / 58.3	88 / 96.8	52 / 20.5"

LIFTING HEIGHT [mm] / [inch]





HIGH-PRESSURE LIFTING BAGS

10 bar (145 psi) (FLAT BAGS)

1. 7.



10
FLAT

EN 13731
certified

Increased
lifting capacity

Compatible with
8 bar (116 psi) accessories

Heavy
duty

TECHNICAL DATA


TYPE	PART NUMBER	DIMENSIONS			WEIGHT	WORKING PRESSURE	AIR REQUIREMENT	MAX. LIFTING CAPACITY	MAX. LIFTING HEIGHT	MAX. LIFTING CAPACITY AT MAX. LIFTING HEIGHT
		LENGTH	WIDTH	HEIGHT						
		[cm] / [inch]	[cm] / [inch]	[cm] / [inch]						
SFB-H 8/17	291294	55 / 22"	55 / 22"	2.5 / 1"	7.4 / 16	10 / 145	280 / 9.9	26.4 / 29	17 / 6.7"	8.1 / 8.9
SFB-H 12/17	291295	61 / 24"	61 / 24"	2.5 / 1"	9.2 / 20	10 / 145	437.5 / 15.5	31.5 / 34.7	17 / 6.7"	11.9 / 13.1
SFB-H 25/17	291296	78 / 30"	78 / 30"	2.5 / 1"	14.5 / 32	10 / 145	650 / 23	55.8 / 61.3	17 / 6.7"	25.3 / 27.8
SFB-H 42/17	291297	91.5 / 36"	91.5 / 36"	2.5 / 1"	20.5 / 45	10 / 145	1012.5 / 35.8	80 / 88	17 / 6.7"	41.6 / 45.8

ACCESSORIES


(SUITABLE FOR FLAT BAGS ONLY)



TRIPLE DEADMAN CONTROLLER METAL BOX
10 bar (145 psi) -
4.0 kg (8.8 lbs)
291298

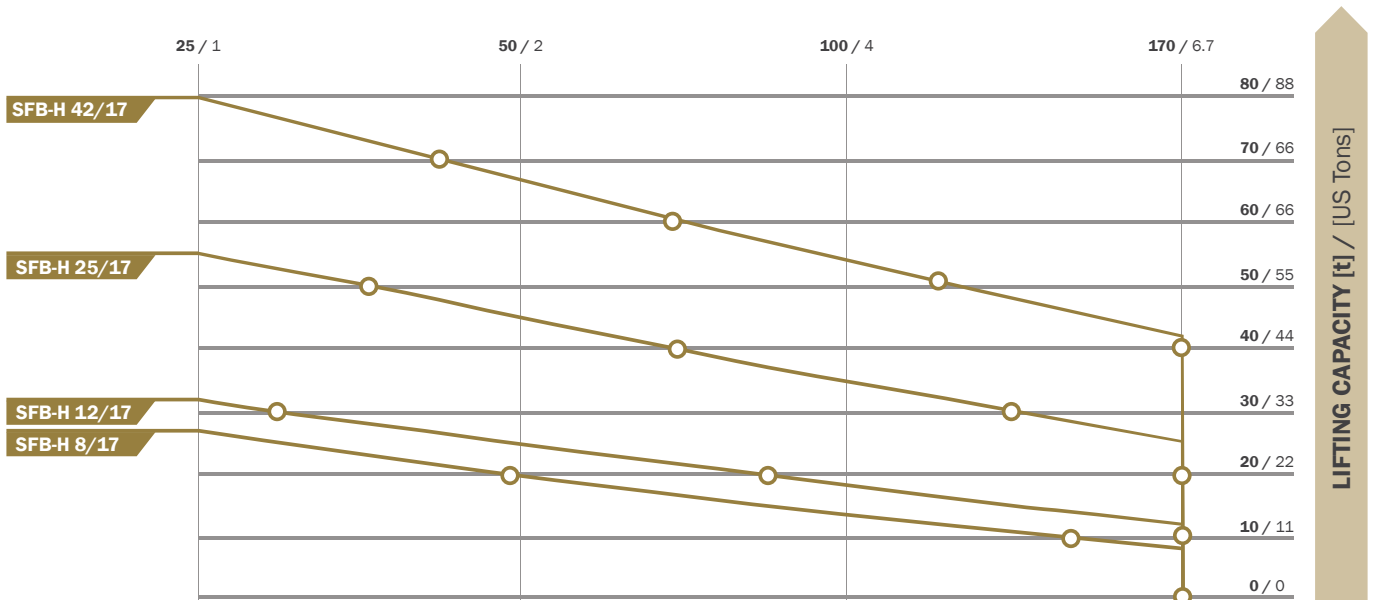


SET OF TRIPLE FLAT BAG CONNECTORS, ORANGE
(4 PCS PER SET)
0.6 kg (1.3 lbs)
530545



SET OF DUAL FLAT BAG CONNECTORS, YELLOW
(4 PCS PER SET)
0.4 kg (0.88 lbs)
529480

LIFTING HEIGHT [mm] / [inch]



ACCESSORIES FOR HIGH-PRESSURE LIFTING BAGS 10 bar (145 psi)

1. 7.

10
BAR

10
FLAT

INFLATION HOSES



TYPE	5 m (16')	10 m (33')
RED	0.8 kg (1.8 lbs) 291261	1.4 kg (3 lbs) 291265
YELLOW	291260	291264
BLUE	291262	291266
GREY	291263	291267

CONTROLLERS



**SINGLE FITTING
CONTROLLER**
10 bar (145 psi)
0.9 kg (0.2 lbs)
291258



**HAND-HELD DOUBLE
DEADMAN CONTROLLER**
10 bar (145 psi)
1.6 kg (3.6 lbs)
291257



**DOUBLE CONTROLLER
CASE BOX**
10 bar (145 psi)
3.0 kg (6.6 lbs)
579559



**DOUBLE FITTING
CONTROLLER**
10 bar (145 psi)
2.0 kg (4.4 lbs)
291259



**DOUBLE DEADMAN
CONTROLLER
PLASTIC BOX**
10 bar (145 psi)
2.9 kg (6.4 lbs)
291255



**DOUBLE DEADMAN
CONTROLLER, LED
LIGHTS, PLASTIC BOX**
10 bar (145 psi)
3.0 kg (6.6 lbs)
291286



**HAND-HELD
SINGLE DEADMAN
CONTROLLER**
1.2 kg (2.6 lbs)
10 bar (145 psi)
291256



**DOUBLE DEADMAN
CONTROLLER METAL
BOX**
10 bar (145 psi)
3.0 kg (6.6 lbs)
291254



OTHER ACCESSORIES



**SINGLE STAGE
REGULATOR CGA,**
10 bar (145 psi)
0.4 kg (0.88 lbs)
72128-CGA-10 bar

Simple
switch to
8 bar (116 psi)
accessories



PRESSURE REDUCER
10 bar (145 psi)
300 bar (4350 psi)
1.7 kg (3.7 lbs)
DIN - 557311
CGA - 596586




SHUT-OFF + SAFETY VALVE
10 bar (145 psi)
0.3 kg (0.66 lbs)
291282



ADAPTER
8 bar (116 psi)
10 bar (145 psi)
0.2 kg (0.44 lbs)
291284



**HOSE WITH SHUT-OFF
+ SAFETY VALVE**
10 bar (145 psi)
10 m (33')
1.4 kg (3 lbs)
291290



FOOT PUMP -
10 bar (145 psi)
3.0 kg (6.6 lbs)
576565



**INFLATION DISTRIBUTOR
YELLOW**
10 bar (145 psi)
1 m (3')
0.7 kg (1.5 lbs)
589334



**HOSE WITH
SHUT-OFF VALVE**
10 bar (145 psi)
0.5 m (1.5')
0.3 kg (0.66 lbs)
589333

Inflation accessories have been designed for precision control, high reliability and long life. They are used with all of our lifting bags – from the source of air to controllers.



COMPRESSED AIR CYLINDER
300 bar (4350 psi),
6l (366 cu.in.)
9.0 kg (20 lbs)
528746



CARRY-ON VALISE FOR COMPRESSED AIR CYLINDER
0.1 kg (2.2 lbs)
519811



UNIVERSAL CONNECTOR KIT
0.2 kg (0.44 lbs)
519809



TRUCK TYRE VALVE CONNECTION
0.1 kg (2.2 lbs)
519806




TRUCK TYRE VALVE
0.05 kg (0.11 lbs)
519805



COMPRESSED AIR MAINS
0.05 kg (0.11 lbs)
519808



TRUCK TYRE INFLATOR ADAPTER
0.05 kg (0.11 lbs)
519807



DUAL CONNECTOR FOR COMPRESSED AIR CYLINDERS
1.0 kg (2.2 lbs)
529383



TRIPLE CONNECTOR FOR COMPRESSED AIR CYLINDERS
1.2 kg (2.6 lbs)
529384



TRUCK COMPRESSED AIR CONNECTION
0.4 kg (0.88 lbs)
529005



TRUCK COMPRESSED AIR CONNECTION-BLIND COUPLING
0.5 kg (1.1 lbs)
529006



ADAPTER FOR CONSTRUCTION SITE COMPRESSOR
0.2 kg (0.44 lbs)
529704



SAFETY CARRIER RACK-TWO CYLINDER
6l (366 cu.in.)
MODUL-TROLLEY SYSTEM
3.0 kg (6.6 lbs)
542868



SAFETY CARRIER RACK-FOUR CYLINDER
6l (366 cu.in.)
MODUL-TROLLEY SYSTEM
5.0 kg (11 lbs)
542872



LOADING PLATES
LOAD PLATE # 350 556308
3.5 kg (7.7 lbs)
LOAD PLATE # 420 556309
5.0 kg (11 lbs)
LOAD PLATE # 520 556310
7.5 kg (16.5 lbs)
LOAD PLATE # 670 556311
13.0 kg (29 lbs)

All above accessories are suitable for EU market, US versions available upon request!

1. 9.

THE USAGE OF LIFTING BAGS

Conventional and flat lifting bags are intended for lifting, lowering, positioning, spreading, pushing and moving of loads weighing up to 88,000 kg. They are mainly used in rescue operations and industrial lifting.



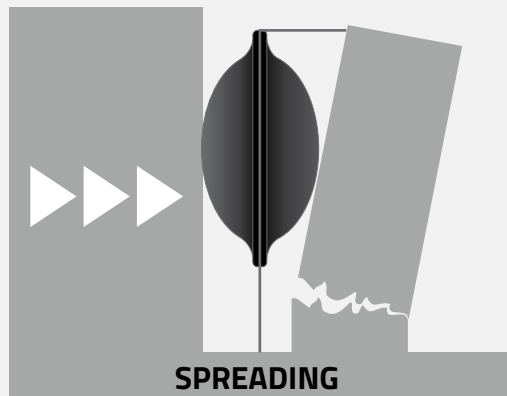
**FOLLOW
USER MANUAL**

**Inflation with
compressed air**


**Inflation with
water**




LIFTING



SPREADING



FIXING



PUSHING

IMPORTANT NOTE

**Non-compliance with the instructions can result in various injuries.
Carefully read the instructions for operation before using the lifting bag.**



www.savatech.com/manuals



www.savatech.eu/environmental-protection-and-rescue-manuals



Road assistance



Spreading



Rerailing



Earthquake recovery



Vehicle uprighting



Object moving

1. 9.

FLAT BAGS VS. CONVENTIONAL LIFTING BAGS



Flat Bags

Conventional bags

STACK 3 BAGS ON THE TOP OF EACH OTHER



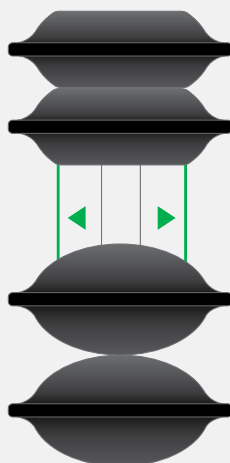
STACK 2 BAGS ON THE TOP OF EACH OTHER



ADVANTAGES OF FLAT BAGS

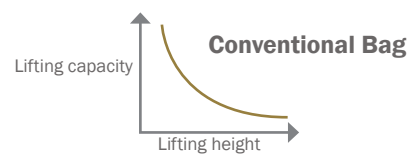
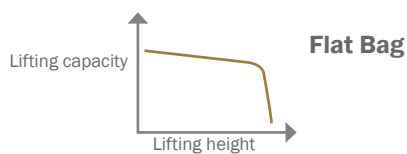
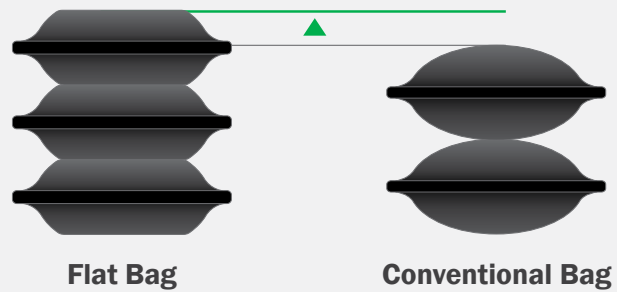
GREATER CONTACT SURFACE AND STABILITY

Flat Bag



Conventional Bag


INCREASED HEIGHT



What is unique about the SAVA Flat bags is that they start out flat and remain flat even when fully inflated (flat working surface). With the SAVA lifting bags at full inflation height, only the sides curl. The bag doesn't crown as conventional high-pressure lifting bags do.



Decontamination



FOLLOW
USER MANUAL



WEAR PERSONAL
PROTECTIVE EQUIPMENT

2. 1.

INFLATABLE DECONTAMINATION UNITS

Inflatable decontamination units are used for emergency decontamination in cases of exposure to hazardous waste materials, chemical spills, as well as chemical and biological WMDs. Commonly used as a standard equipment for Hazmat response teams.



Rapid assembly

One person to deploy

Integrated gloves, nozzels and shower system

Removable/replacable shower curtain and bottom



STANDARD EQUIPMENT - SUPPLIED TOGETHER WITH EACH UNIT

INSIDE VIEW



Integrated latex gloves

Integrated water distribution system

Hand held shower (two replaceable shower heads)

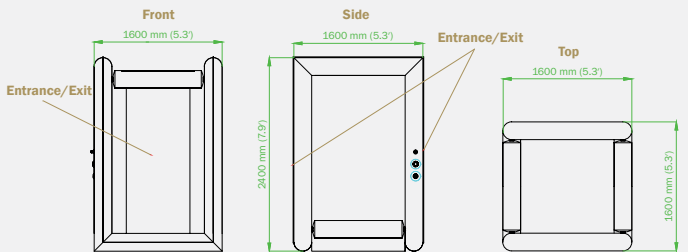
REPAIR KIT



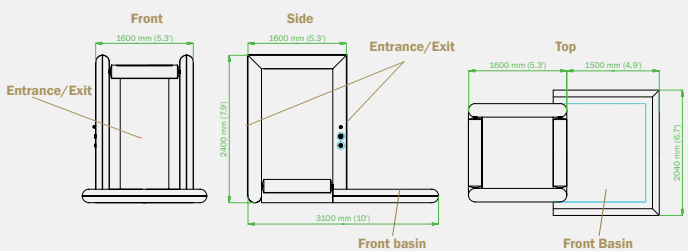
5 × Integrated full-coned 120° angle nozzles (covers the whole inner area) with valve inside for opening/closing

2 × Quick coupling for dewatering of distribution system

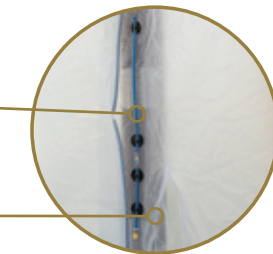
SINGLE AMANDA



BIG MARTHA



INSIDE VIEW



OUTSIDE VIEW



Storz D coupling for water supply

TECHNICAL DATA

TYPE	PART NUMBER	DIMENSIONS									WEIGHT	WORKING PRESSURE	AIR REQUIREMENT
		OUTER			INNER			PACKING					
		LENGTH	WIDTH	HEIGHT	LENGTH	WIDTH	HEIGHT	LENGTH	WIDTH	HEIGHT			
		[cm] / [inch]	[cm] / [inch]	[cm] / [inch]	[cm] / [inch]	[cm] / [inch]	[cm] / [inch]	[cm] / [inch]	[cm] / [inch]	[cm] / [inch]			
SINGLE AMANDA	579702	160 / 63"	160 / 63"	240 / 94"	116 / 46"	116 / 46"	220 / 87"	120 / 47"	80 / 32"	90 / 35"	37 / 82	0.3 / 4	1020 / 36
BIG MARTHA	579703	310 / 122"	204 / 80"	240 / 94"	116 / 46"	116 / 46"	220 / 87"	120 / 47"	80 / 32"	90 / 35"	40 / 88	0.3 / 4	1270 / 45

PROPOSED DECONTAMINATION SETS

PART NUMBER	DESCRIPTION	CABIN XL SET	CABIN L SET	QUANTITY [pc]	
				QUICK M SET	QUICK S SET
579703	DECONTAMINATION UNIT BIG MARTHA	1	1		
579702	DECONTAMINATION UNIT SINGLE AMANDA				
553718	BERM BS 302			1	1
553715	BERM BS 152	1			
553288	BERMINI 200	1		1	
579625	YELLOW DECONTAMINATION MAT 3 × 2.5 m (10' × 8')	1	1	1	1
579626	RED DECONTAMINATION MAT 3 × 2.5 m (10' × 8')	1	1	1	1
579628	GREEN DECONTAMINATION MAT 3 × 2.5 m (10' × 8')	1	1	1	1
579638	YELLOW DECONTAMINATION MAT 5 × 5 m (16' × 16')			1	1
578373	RUBBER DECONTAMINATION MAT	2	2	3	3
579577	SUBMERSIBLE PUMP			1	
579581	PUMP TRAY	2		1	
579682	RIGID HOSE, STORZ D - 10 m (33')	1		1	
579684	RIGID HOSE, STORZ D - 3 m (10')	2			
579680	T-PIECE 3 × STORZ D	1			
579690	TANK FOR CONTAMINATED WATER ZRP500			1	
579688	TANK FOR CONTAMINATED WATER ZRP1000	1			
579681	ADAPTER STORZ C TO D	1			
579616	DECONTAMINATION RING	1		1	
579654	HANDHELD NOZZLE, STORZ D	1		1	
579641	DISTRIBUTOR - STORZ C TO 2 × STORZ D	1		1	
579657	FIRE HOSE - STORZ D	2		2	
579639	HAND SPRAYER 2l (0.5 US gal)	2		2	
579640	HAND SPRAYER 10l (2.6 US gal)	1		1	
579621	BRUSH	2		2	
579730	REPAIR KIT	1			
579685	SPARE GLOVES (PAIR)	2	1		
523835	PRESSURE REDUCER	1	1		
528746	AIR CYLINDER	1	1		
549880	BLOWER	1*	1*		

* alternative source of air supply (instead of #28 and #29)

CABIN XL SET




QUICK M SET



2. 3. ACCESSORIES FOR INFLATABLE DECONTAMINATION UNITS



BERM BS 302
10.0 kg (22 lbs) 53718
BERM BS 202
9.8 kg (21.6 lbs) 579650
BERM BS 152
5.0 kg (11 lbs) 553715
BERMINI 200
2.5 kg (5.5 lbs) 553288



YELLOW DECONTAMINATION MAT
3 × 2,5 m (10' × 8'), 13 kg (29 lbs)
579625
RED DECONTAMINATION MAT
3 × 2,5 m (10' × 8'), 13 kg (29 lbs)
579626
GREEN DECONTAMINATION MAT
3 × 2,5 m (10' × 8'), 13 kg (29 lbs)
579628



YELLOW DECONTAMINATION MAT
5 × 5 m (16' × 16')
25.0 kg (55 lbs)
579638



RUBBER DECONTAMINATION MAT
11.0 kg (24 lbs)
578373



SUBMERSIBLE PUMP
4.5 kg (10 lbs)
579577



PUMP TRAY
0.5 kg (1.1 lbs)
579581



RIGID HOSE, STORZ D - 10 m (33')
3.5 kg (7.7 lbs)
579682



RIGID HOSE, STORZ D - 3 m (10')
1.2 kg (2.6 lbs)
579684



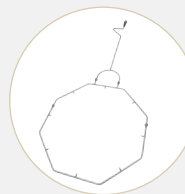
T-PIECE 3 × STORZ D
0.6 kg (1.3 lbs)
579680



TANK FOR CONTAMINATED WATER ZRP500
6.6 kg (14.6 lbs)
579690
TANK FOR CONTAMINATED WATER ZRP1000
8.8 kg (19 lbs)
579688



ADAPTER STORZ C TO D
0.6 kg (1.3 lbs)
579681



DECONTAMINATION RING
5.0 kg (11 lbs)
579616



HANDHELD NOZZLE, STORZ D
1.5 kg (3.3 lbs)
579654



DISTRIBUTOR - STORZ C TO 2 × STORZ D
1.3 kg (2.9 lbs)
579641



FIRE HOSE - STORZ D
2.2 kg (5 lbs)
579657



HAND SPRAYER
2l (0.5 US gal)
0.7 kg (1.5 lbs)
579639



HAND SPRAYER
10l (2.6 US gal)
3.5 kg (7.7 lbs)
579640




BRUSH
0.5 kg (1.1 lbs)
579621



REPAIR KIT
0.5 kg (1.1 lbs)
579730



SPARE GLOVES (PAIR)
0.6 kg (1.3 lbs)
579685




PRESSURE REDUCER
1.7 kg (3.7 lbs)
523835



AIR CYLINDER
9.0 kg (20 lbs)
528746




BLOWER
3.5 kg (7.7 lbs)
549880



RED/WHITE TAPE
1.5 kg (3.3 lbs)
579678




FOLDABLE CONE SIGN
0.6 kg (1.3 lbs)
579677



SET OF SIGN TABLES
7.0 kg (15 lbs)
579691

Rescue



FOLLOW
USER MANUAL

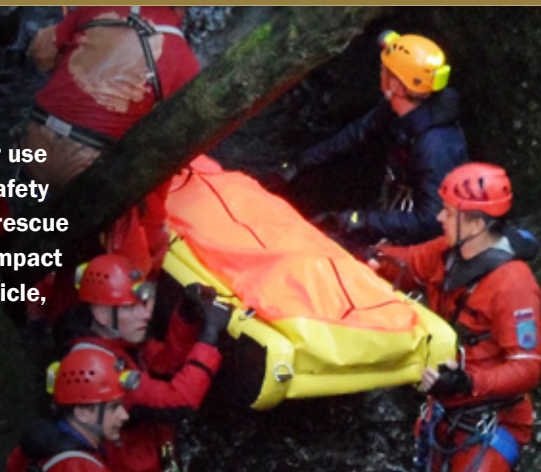


WEAR PERSONAL
PROTECTIVE EQUIPMENT

3. 1.

RESCUE STRETCHER

The inflatable stretcher is designed for use in all conditions and it provides total safety and protection of the wounded during a rescue action ashore, in the water or air. Its compact design assures simple loading in a vehicle, a boat, a helicopter or a plane.



Floatable design

Excellent stability

Used in all circumstances

Padded grip handles



STANDARD EQUIPMENT – SUPPLIED TOGETHER WITH A STRECHER



TRANSPORT BAG



INFLATION HOSE

OPTIONAL EQUIPMENT – PURCHASED SEPARATELY



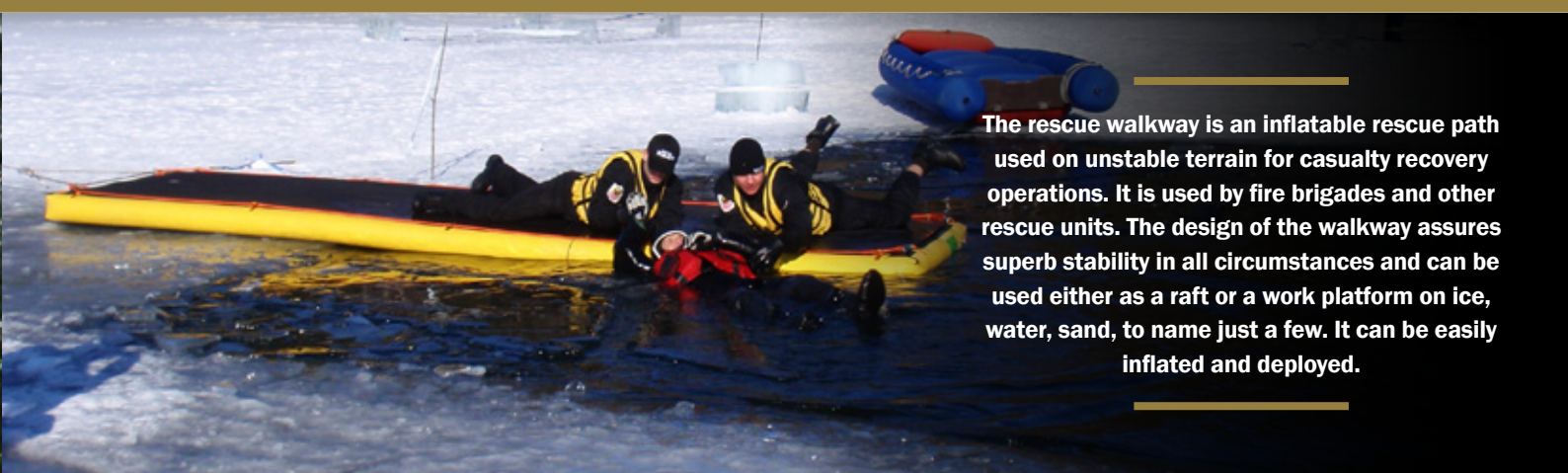
HAND PUMP
6l (366 cu.in.), **2.8 kg** (6 lbs)
 537734
4l (244 cu.in.), **2.3 kg** (5 lbs)
 539072



REPAIR KIT
0.1 kg (0.22 lbs)
 535176

TECHNICAL DATA

TYPE	PART NUMBER	DIMENSIONS			WEIGHT	WORKING PRESSURE	CARRYING CAPACITY	AIR REQUIREMENT
		LENGTH	WIDTH	HEIGHT				
		[cm] / [inch]	[cm] / [inch]	[cm] / [inch]				
STRETCHER	524533	240 / 94"	72 / 28"	37 / 15	17 / 38	0.5 / 7.3	150 / 331	750 / 27



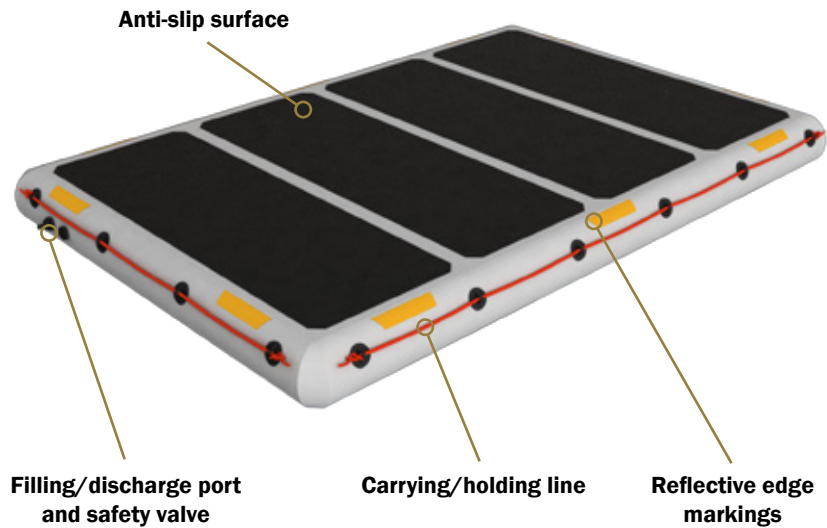
The rescue walkway is an inflatable rescue path used on unstable terrain for casualty recovery operations. It is used by fire brigades and other rescue units. The design of the walkway assures superb stability in all circumstances and can be used either as a raft or a work platform on ice, water, sand, to name just a few. It can be easily inflated and deployed.

Rapidly unrolled, inflated and emptied	Used as a raft	Used as a working platform	Excellent stability
---	-----------------------	-----------------------------------	----------------------------

STANDARD EQUIPMENT – SUPPLIED TOGETHER WITH A WALKWAY



INFLATION HOSE



Filling/discharge port and safety valve

Carrying/holding line

Reflective edge markings

OPTIONAL EQUIPMENT – PURCHASED SEPARATELY



TRANSPORT BAG
2.0 kg (4.4 lbs)
ATP 5
 584666
ATP 10
 583850
ATP 15
 584667



HAND PUMP
6l (366 cu.in.), 2.8 kg (6 lbs)
 537734
4l (244 cu.in.), 2.3 kg (5 lbs)
 539072



REPAIR KIT
0.5 kg (1.1 lbs)
 587332

NOTE


Lengths of walkways can be adapted to customer requirements.

TECHNICAL DATA

TYPE	PART NUMBER	DIMENSIONS			WEIGHT	WORKING PRESSURE	CARRYING CAPACITY	AIR REQUIREMENT
		LENGTH	WIDTH	HEIGHT				
		[cm] / [ft]	[cm] / [ft]	[cm] / [inch]				
ATP 5	581231	500 / 16.4'	165 / 5.4'	15 / 6"	34 / 75	0.5 / 7.3	1000 / 2205	1860 / 66
ATP 10	581232	1000 / 32.8'	165 / 5.4'	15 / 6"	66 / 146	0.5 / 7.3	2000 / 4409	3720 / 131
ATP 15	581233	1500 / 49.2'	165 / 5.4'	15 / 6"	100 / 221	0.5 / 7.3	3000 / 6614	5570 / 197



Sealing products



**FOLLOW
USER MANUAL**



**WEAR PERSONAL
PROTECTIVE EQUIPMENT**



Blocking



Drainage



Joint sealing



Emergency sealing



Tank sealing



Pipe sealing

4.1.

INFLATABLE PIPE PLUGS


1 bar (22 psi); 2.5 bar (36 psi)
TYPE 26

Inflatable pipe plugs reinforced with Aramid cord are noted for a wide application range. They can be used in different situations, where a pipe needs to be blocked or a bypass made.



Flexible design

Aramid cord reinforced

Superior grip surface

A wide usage range

ACCESSORIES



POLY LIFT HOSE 10 m (33'), 1 bar (14.5 psi); 2.5 bar (36 psi) 2.0 kg (4.4 lbs) 60958



POLY LIFT HOSE 10 m (33'), 1.5 bar (22 psi) 2.0 kg (4.4 lbs) 579623



TYPE		10 m (33')
RED	2.5 bar (36 psi)	1.3 kg (2.9 lbs) 74268
BLUE	2.5 bar (36 psi)	1.3 kg (2.9 lbs) 71248
YELLOW	2.5 bar (36 psi)	1.3 kg (2.9 lbs) 76688
RED	1.5 bar (22 psi)	1.2 kg (2.6 lbs) 529665
BLUE	1.5 bar (22 psi)	1.2 kg (2.6 lbs) 530372
YELLOW	1.5 bar (22 psi)	1.3 kg (2.9 lbs) 579624



SINGLE FITTING CONTROLLER	SINGLE FITTING CONTROLLER	SINGLE FITTING CONTROLLER
2.5 bar (36 psi) 0.9 kg (2 lbs) 60310	1.5 bar (22 psi) 0.9 kg (2 lbs) 529663	1.0 bar (14.5 psi) 0.9 kg (2 lbs) 74653

BACK PRESSURE MEASURED IN A DRY IRON PIPE (bar/psi)

SIZE	PIPE DIAMETER [mm] / [inch]																				
	40 / 1.5	70 / 2.8	100 / 4	150 / 6	200 / 8	250 / 10	300 / 12	350 / 14	400 / 16	500 / 20	600 / 24	800 / 32	1000 / 40	1200 / 48	1300 / 51	1400 / 55	1500 / 60	1600 / 63	1700 / 67	1800 / 72	
40-70	2.0/29	1.2/17																			
70-150		2.2/32	1.7/24.5	1.3/19																	
100-200			2.2/32	1.7/24.5	1.3/19																
150-200				2.0/29	1.5/22																
150-300				2.2/32	2.0/29	1.4/20	1.2 / 17														
200-400					2.2/32	2.0/29	1.7/24.5	1.5/22	1.2/17												
300-525							2.0 / 29	1.7/24.5	1.5/22	1.2/17											
350-600								2.1/30.5	1.9/27.5	1.6/23	1.3 / 19										
375-750									2.0/29	1.7/24.5	1.4/20										
500-800										1.8/26	1.4/20	1.1/16									
500-1000										1.0/15	0.8/11.5	0.6/8.7	0.5/7.2								
600-1200											1.0/15	0.7/10	0.6/8.7	0.5/7.2							
750-1500												1.0/15	0.9/13	0.7/10	0.6/8.7	0.5/7.2	0.4/5.8				
800-1800													1.0/15	1.0/15	0.8/11.5	0.7/10	0.6/8.7	0.5/7.2	0.5/7.2	0.4/5.8	0.4/5.8



1.5 bar (22 psi)
TYPE 14

INFLATABLE PIPE PLUGS

4.1.

TECHNICAL DATA: PLUGY (BLOCKING PLUGS)

TYPE	PART NUMBER	SIZE USAGE RANGE		WEIGHT	WORKING PRESSURE	DEFLATED PLUG DIMENSIONS		EYE BOLT M THREAD	INFLATION VALVE
		MIN. DIAMETER	MAX. DIAMETER			DIAMETER	LENGTH		
		[mm] / [inch]	[mm] / [inch]			[kg] / [lbs]	[bar] / [psi]		[mm] / [inch]
PLUGY 40-70	519423	40 / 1.5"	70 / 2.8"	0.3 / 0.7	2.5 / 36	35 / 1.4"	195 / 7.7"	/	R 1/4"
PLUGY 70-150	519424	70 / 2.8"	150 / 6"	0.6 / 1.3	2.5 / 36	68 / 2.7"	335 / 13"	/	R 1/4"
PLUGY 100-200	60417	100 / 4"	200 / 8"	1.1 / 2.4	2.5 / 36	92 / 3.6"	535 / 21"	6	R 1/4"
PLUGY 150-200	526850	150 / 6"	200 / 8"	1.8 / 4	2.5 / 36	142 / 5.6"	385 / 15"	8	R 1/4"
PLUGY 150-300	60418	150 / 6"	300 / 12"	1.9 / 4	2.5 / 36	142 / 5.6"	575 / 23"	8	R 1/4"
PLUGY 200-400	60419	200 / 8"	400 / 16"	3.0 / 7	2.5 / 36	192 / 7.6"	635 / 25"	8	R 1/4"
PLUGY 300-525	60599	300 / 12"	525 / 21"	6.0 / 14	2.5 / 36	272 / 10.7"	675 / 27"	8	R 1/4"
PLUGY 350-600	60422	350 / 14"	600 / 24"	8.4 / 19	2.5 / 36	322 / 12.7"	865 / 34"	10	R 1/4"
PLUGY 375-750	60606	375 / 16"	750 / 30"	10.9 / 24	2.5 / 36	342 / 13.5"	1085 / 43"	10	R 1/4"
PLUGY 500-800	60453	500 / 20"	800 / 32"	17.3 / 39	2.5 / 36	472 / 18.6"	1185 / 47"	10	R 1/4"
PLUGY 500-1000	530301	500 / 20"	1000 / 40"	17.3 / 39	1.5 / 22	472 / 18.6"	1185 / 47"	10	R 1/4"
PLUGY 600-1200	530302	600 / 24"	1200 / 48"	39.0 / 86	1.5 / 22	574 / 22.6"	1500 / 60"	10	2 × R 3/8"
PLUGY 750-1500	78959	750 / 30"	1500 / 60"	65.0 / 143	1.0 / 15	600 / 23.6"	2300 / 91"	10	2 × R 1/4"
PLUGY 800-1800	535881	800 / 32"	1800 / 72"	105.0 / 231	1.0 / 15	600 / 23.6"	2960 / 117"	10	2 × R 1/4"

TECHNICAL DATA: PLUGSY (BYPASS PLUGS)

TYPE	PART NUMBER	SIZE USAGE RANGE		WEIGHT	WORKING PRESSURE	DEFLATED PLUG DIMENSIONS		EYE BOLT M THREAD	INFLATION VALVE	BYPASS DIAMETER
		MIN. DIAMETER	MAX. DIAMETER			DIAMETER	LENGTH			
		[mm] / [inch]	[mm] / [inch]			[kg] / [lbs]	[bar] / [psi]		[mm] / [inch]	[mm] / [inch]
PLUGSY 70-150	526849	70 / 3"	150 / 6"	1.7 / 3.7"	2.5 / 36	68 / 2.7"	350 / 14"	/	R 1/8"	1/2"
PLUGSY 100-200	60429	100 / 4"	200 / 8"	2.6 / 5.8"	2.5 / 36	92 / 3.6"	550 / 22"	6	R 1/4"	1"
PLUGSY 150-200	526851	150 / 6"	200 / 8"	3.2 / 7.1"	2.5 / 36	142 / 5.6"	420 / 17"	8	R 1/4"	1"
PLUGSY 150-300	60432	150 / 6"	300 / 12"	4.4 / 10"	2.5 / 36	142 / 5.6"	590 / 23"	8	R 1/4"	1"
PLUGSY 200-400	60434	200 / 8"	400 / 16"	6.3 / 14"	2.5 / 36	192 / 7.6"	635 / 25"	8	R 1/4"	2"
PLUGSY 300-525	60630	300 / 12"	525 / 21"	11.9 / 26"	2.5 / 36	272 / 10.7"	675 / 27"	8	R 1/4"	2"
PLUGSY 350-600	60440	350 / 14"	600 / 24"	16.6 / 37"	2.5 / 36	322 / 12.7"	865 / 34"	10	R 1/4"	2"
PLUGSY 375-750	60632	375 / 15"	750 / 30"	19.7 / 43"	2.5 / 36	342 / 13.5"	1085 / 43"	10	R 1/4"	2"
PLUGSY 500-800	60454	500 / 20"	800 / 32"	31.3 / 69"	2.5 / 36	472 / 18.6"	1185 / 47"	10	R 1/4"	2"
PLUGSY 500-1000	530303	500 / 20"	1000 / 40"	31.3 / 69"	1.5 / 22	472 / 18.6"	1185 / 47"	10	R 1/4"	2"
PLUGSY 600-1200	530304	600 / 24"	1200 / 48"	46.0 / 101"	1.5 / 22	574 / 22.6"	1500 / 60"	10	2 × R 3/8"	4"
PLUGSY 750-1500	78960	750 / 30"	1500 / 60"	75.0 / 165"	1.0 / 15	600 / 23.6"	2300 / 91"	10	2 × R 1/4"	4"
PLUGSY 800-1800	535882	800 / 32"	1800 / 72"	117.0 / 258"	1.0 / 15	600 / 23.6"	2960 / 117"	10	2 × R 1/4"	4"

The storm-drain sealing set is used to quickly seal roadside storm-drains in the event of chemical spill and to keep contaminants out of drainage system. Used as a standard equipment by first response units.


Quick inflation

Easy positioning

High resistance to chemicals

Used by first response units

GULLY SET 100-150



PART NUMBER	DESCRIPTION	QUANTITY [pc]
528571	Gully plug 100-150 2.5 bar (36 psi) with inflation hose 2.5 m (8') and rope 2.5 m (8')	4
528875	Foot pump with safety valve 2.5 bar (36 psi), 3.0 kg (6.6 lbs)	1
528744	Positioning rod, 1.5 m (5') 3-part, 2.2 kg (5 lbs)	1
528871	Portable case Type 2 609 × 409 × 140 mm (24" × 16" × 5,5"), 3.5 kg (7.7 lbs)	1

GULLY SET 300-500



PART NUMBER	DESCRIPTION	QUANTITY [pc]
528157	Gully plug 300-500 0.5 bar (7.3 psi) with inflation hose 2 m (6.6') and rope 2 m (6.6')	1
529385	Inflation and safety device with finger-tight connector, pressure reducer, safety valve 0.5 bar (7.3 psi), pressure gauge and safety coupling, 1.0 kg (2.2 lbs)	1
523002	Compressed air cylinder 200 bar (2900 psi), 1l (61 cu.in.), 1.9 kg (4 lbs)	1
528871	Portable case Type 2 609 × 409 × 140 mm (24" × 16" × 5,5"), 3.5 kg (7.7 lbs)	1

TECHNICAL DATA

TYPE	PART NUMBER	SIZE USAGE RANGE		WEIGHT	WORKING PRESSURE	DEFLATED PLUG DIMENSIONS		RUBBER BODY	INFLATION VALVE
		MIN. DIAMETER	MAX. DIAMETER			LENGTH	LENGTH	Thread size	
		[mm] / [inch]	[mm] / [inch]						[mm] / [inch]
GULLY 100-150	528571	100 / 4"	150 / 6"	0.5 / 1	2.5 / 36	86 / 3.4"	200 / 8"	165 / 7"	R 1/4"
GULLY 300-500	528157	300 / 12"	500 / 20"	3.8 / 8	0.5 / 7.3	274 / 11"	385 / 15"	350 / 14"	R 1/4"

4. 3.

LEAK SEALING LANCE SET



TYPE 14

The leak sealing lance set can seal holes at a distance with a remote placement and inflation lance. Sealing wedges work well in quick sealing of tanks that have been punctured by a fork-lift blade. Sealing cones work well in sealing of round hole punctures.

Easy handling

Quick sealing

Low air requirement

Superior grip surface

LEAK SEALING LANCE SET

PART NUMBER	DESCRIPTION	QUANTITY [pc]
528386	Wedge-shaped sealing bag type 1	1
528387	Wedge-shaped sealing bag type 2	1
528388	Wedge-shaped sealing bag type 3	1
528389	Cone-shaped sealing bag	1
528618	Push and inflation rod, 35 cm (14"), chain, deflation nipple, 0.5 kg (1.1 lbs)	1
528619	Push and inflation rod, 35 cm (14"), CHAIN, DEFLECTION NIPPLE	3
529510	Shut-off unit, 0.7 kg (1.5 lbs)	1
528873	Foot pump with safety valve 1.5 bar (22 psi), 2.9 kg (6.4 lbs)	1
532632	Portable case Type 1 470 × 360 × 120 mm (18,5" × 14" × 5"), 1.7 kg (3.7 lbs)	1
529087	Splash disc, 0.4 kg (0.88 lbs)	1

TECHNICAL DATA

TYPE	PART NUMBER	SIZE USAGE RANGE		WEIGHT	WORKING PRESSURE	DEFLATED PLUG DIMENSIONS			INFLATION VALVE
		HEIGHT	WIDTH			LENGTH	WIDTH	HEIGHT	
		[mm] / [inch]	[mm] / [inch]			[mm] / [inch]	[mm] / [inch]	[mm] / [inch]	
WEDGE-SHAPED SEALING BAG TYPE 1	528386	15-45 / 0.6"-1.8"	60-80 / 2.4"-3"	0.3 / 0.7	1.5 / 22	230 / 9"	60 / 2.4"	50 / 2"	R 1/4"
WEDGE-SHAPED SEALING BAG TYPE 2	528387	15-45 / 0.6"-2.8"	80-110 / 3"-4"	0.4 / 0.9	1.5 / 22	230 / 9"	80 / 3"	55 / 2.2"	R 1/4"
WEDGE-SHAPED SEALING BAG TYPE 3	528388	30-60 / 1.2"-2.4"	110-170 / 4"-7"	0.5 / 1.1	1.5 / 22	230 / 9"	110 / 4"	70 / 3"	R 1/4"
CONE-SHAPED SEALING BAG	528389	Ø 30-90 / Ø 1.2"-3.5"		0.3 / 0.7	1.5 / 22	230 / 9"	Ø 65 / Ø 2.6"	Ø 7 / Ø 0.3"	R 1/4"



The pipe plug kit consists of oil-resistant plugs with electrostatic and spark resistant accessories. It is used by first response units for sealing pipes of different sizes or other round holes in tanks, barrels, etc.

Oil-resistant plugs

Electrostatic and spark protected parts

Corrosion-resistant parts

Used by first response units

PIPE PLUG KIT



4. 4.

PIPE PLUG KIT

THE PIPE PLUG KIT CONSISTS OF:

PART NUMBER	DESCRIPTION	QUANTITY [pc]
542488	Elliptical Plugy G1 50-80 C	1
542489	Elliptical Plugy G2 80-130 C	1
542490	Elliptical Plugy G3 100-160 C	1
523289	Pneumatic plug type Z1 C	1
523290	Pneumatic plug type Z1 1/2 C	1
523292	Pneumatic plug type Z2/3 C	1
523294	Pneumatic plug type Z3/4 C	1
523296	Pneumatic plug type Z4/6 C	1
523302	Pneumatic plug type S2 C	1
523304	Pneumatic plug type S3/4 C	1
523307	Pneumatic plug type S4/6 C	1
541951	Tyre valve extension hose 1 m (3'), 0.1 kg (0.22 lbs)	2
551285	Inflation hose 3 m (10'), antistatic, 0.3 kg (0.66 lbs)	1
541957	Static discharge kit, 0.5 kg (0.11 lbs)	1
541960	Hand pump - mini, 0.2 kg (0.44 lbs)	1
541952	Shut-off valve R 1/8", 0.3 kg (0.66 lbs)	1
541953	Shut-off valve R 1/2", 0.3 kg (0.66 lbs)	1
541958	Bag of corks, 0.03 kg (0.066 lbs)	1
580018	Controlling pressure gauge - up to 3 bar (44 psi), 0.2 kg (0.44 lbs)	1
542217	Portable case type 3, 609 × 409 × 140 mm (24" × 16" × 5.5") with foam, 4.0 kg (8.8 lbs)	1

TECHNICAL DATA

TYPE	PART NUMBER	SIZE USAGE RANGE		WEIGHT	WORKING PRESSURE	DEFLATED PLUG DIMENSIONS		INFLATION VALVE	BYPASS DIAMETER
		MIN. DIAMETER	MAX. DIAMETER			DIAMETER	RUBBER BODY LENGTH		
		[mm] / [inch]	[mm] / [inch]						
ELLIPTICAL PLUGY G1 50-80 C	542488	45 / 2"	80 / 3"	0.3 / 0.7	3 / 44	45 / 2"	280 / 11"	R 1/4"	/
ELLIPTICAL PLUGY G2 80-130 C	542489	75 / 3"	130 / 5"	0.4 / 0.9	2.5 / 36	76 / 3"	360 / 14"	R 1/4"	/
ELLIPTICAL PLUGY G3 100-160 C	542490	100 / 4"	160 / 6"	0.6 / 1.3	2 / 29	98 / 4"	420 / 17"	R 3/8"	/
PNEUMATIC PLUG TYPE Z1 C	523289	20 / 1"	30 / 1"	0.01 / 0.02	2.5 / 36	19 / 1"	65 / 3"	R 1/8"	/
PNEUMATIC PLUG TYPE Z1 1/2 C	523290	33 / 1"	40 / 2"	0.1 / 0.2	2.5 / 36	32 / 1"	70 / 3"	R 1/4"	/
PNEUMATIC PLUG TYPE Z2/3 C	523292	50 / 2"	75 / 3"	0.1 / 0.2	2.5 / 36	45 / 2"	80 / 3"	R 1/4"	/
PNEUMATIC PLUG TYPE Z3/4 C	523294	75 / 3"	100 / 4"	0.3 / 0.7	2.5 / 36	70 / 3"	100 / 4"	R 1/4"	/
PNEUMATIC PLUG TYPE Z4/6 C	523296	100 / 4"	150 / 6"	0.5 / 1.1	2.5 / 36	85 / 4"	165 / 7"	R 1/4"	/
PNEUMATIC PLUG TYPE S2 C	523302	50 / 2"		0.2 / 0.4	2.5 / 36	45 / 2"	80 / 3"	R 1/8"	1/8"
PNEUMATIC PLUG TYPE S3/4 C	523304	75 / 3"	100 / 4"	0.4 / 0.9	2.5 / 36	70 / 3"	100 / 4"	R 1/8"	1/2"
PNEUMATIC PLUG TYPE S4/6 C	523307	100 / 4"	150 / 6"	0.7 / 1.5	2.5 / 36	85 / 4"	165 / 7"	R 1/8"	1/2"



TYPE 14

MINI LEAK SEALING BAGS

4. 5.



Mini leak sealing bags are used for sealing leaks in small tanks and barrels. Simply strap the bag to the container or pipe and inflate to initiate a seal.

Flexible design


Easy positioning

Used by first response unit

Low air requirement

MINI LEAK SEALING BAGS SET

PART NUMBER	DESCRIPTION	QUANTITY [pc]
78082	Type T1	1
78096	Type T2	1
78099	Type T3	1
528873	Foot-operated pump with safety valve 1.5 bar (22 psi), 2.9 kg (6.4 lbs)	1
60167	Fastening belts, 150 cm (5') long, yellow, 0.2 kg (0.44 lbs)	2
60169	Fastening belts, 300 cm (10') long, yellow, 0.4 kg (0.88 lbs)	3
528871	Portable case Type 2 609 x 409 x 140 mm (24" x 16" x 5.5"), 3.5 kg (7.7 lbs)	1



TECHNICAL DATA

TYPE	PART NUMBER	DIMENSIONS			WEIGHT	WORKING PRESSURE	SEALING SURFACE DIMENSIONS		SEALING PRESSURE	AIR REQUIREMENT
		LENGTH	WIDTH	HEIGHT			LENGTH	WIDTH		
		[cm] / [inch]	[cm] / [inch]	[cm] / [inch]			[cm] / [inch]	[cm] / [inch]		
T1	78082	15 / 6	15 / 6	1.2 / 1	0.4 / 1	1.5 / 22	10 / 4	10 / 4	1.4 / 20	1.2 / 0.04
T2	78096	22.5 / 9	22.5 / 9	1.2 / 1	0.8 / 2	1.5 / 22	17.5 / 7	17.5 / 7	1.4 / 20	4.5 / 0.2
T3	78099	30 / 12	30 / 12	1.2 / 1	1.4 / 3	1.5 / 22	25 / 10	25 / 10	1.4 / 20	10.5 / 0.4

4. 6.

LARGE LEAK SEALING BAGS



M1, M2
TYPE 14

Large leak sealing bags are used for fast and temporary leak sealing. They are used on tanks, in large pipes and containers of all shapes and sizes. They are suitable for use with majority of hazardous liquids, fuels, water, oils, etc. Strap the bag and inflate it with air. Use sealing plates and acid bags for additional protection.



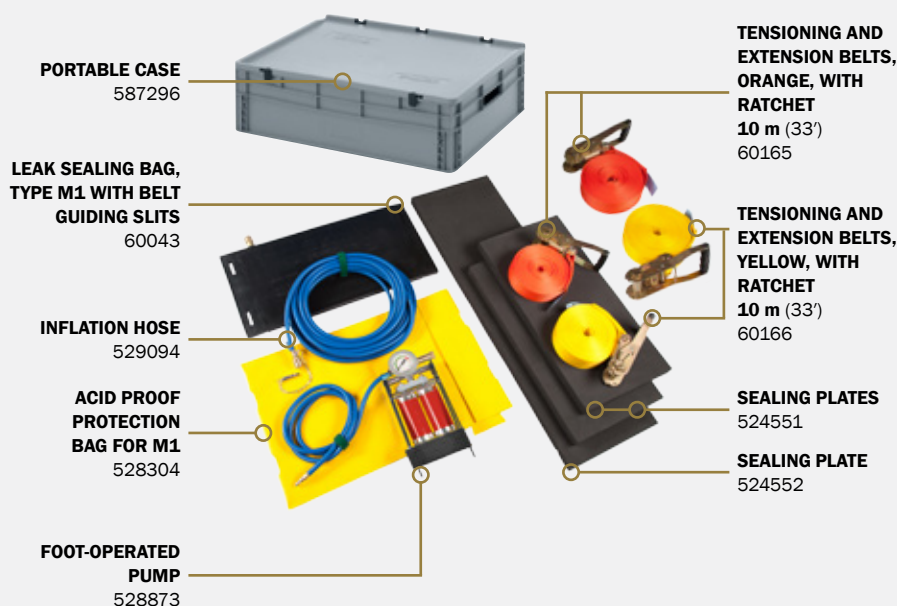
Flexible design

Easy positioning

Used by first response unit

Low air requirement

M1 SET - 1.5 bar (22 psi)



THE M1 TYPE SET - WITH BELT GUIDING SLITS CONSISTS OF:

PART NUMBER	DESCRIPTION	QUANTITY [pc]
60043	Leak sealing bag, Type M1 with belt guiding slits	1
528873	Foot-operated pump with safety valve 1.5 bar (22 psi), 2.9 kg (6.4 lbs)	1
529094	Inflation hose, 10 m (33'), blue with chain and deflation nipple 1.4 kg (3 lbs)	1
60166	Tensioning and extension belt, 10 m (33') long, yellow, with ratchet 2.0 kg (4.4 lbs)	2
60165	Tensioning and extension belt, 10 m (33') long, orange, with ratchet, 2.1 kg (4.6 lbs)	2
524551	Sealing plate, 600 × 300 × 30 mm, (24" × 12" × 1.2") CR, 1.0 kg (2.2 lbs)	2
524552	Sealing plate, 1000 × 300 × 30 mm, (40" × 12" × 1.2") CR, 1.5 kg (3.3 lbs)	1
528304	Acid proof protection bag for M1, 0.4 kg (0.88 lbs)	1
587296	Portable case 800 × 600 × 235 mm (32" × 24" × 9"), 4.6 kg (10 lbs)	1

M1/6 SET - 6 bar (87 psi)

THE M1/6 TYPE SET - WITH BELT GUIDING SLITS CONSISTS OF:

PART NUMBER	DESCRIPTION	QUANTITY [pc]
291293	Leak sealing bag, type M1/6 with belt guiding slits	1
531542	Single controller 6 bar (87 psi), fitting, 0.9 kg (2 lbs)	1
577351	Inflation hose, 10 m (33'), blue with chain and deflation nipple, 1.4 kg (3 lbs)	1
531465 + 576563	Tensioning and extension belt (2× red+1× blue), 10 m (33') long, with ratchet, 2 kg (4.4 lbs)	2+1
528304	Acid proof protection bag for M1, 0.4 kg (0.88 lbs)	1
587296	Portable case 800 × 600 × 235 mm (32" × 24" × 9"), 4.6 kg (10 lbs)	1

M1/10 SET - 10 bar (145 psi)

THE M1/10 TYPE SET - WITH BELT GUIDING SLITS CONSISTS OF:

PART NUMBER	DESCRIPTION	QUANTITY [pc]
282293	Leak sealing bag, type M1/10 with belt guiding slits	1
531543	Single controller 10 bar (145 psi), fitting, 0.9 kg (2 lbs)	1
577351	Inflation hose, 10 m (33'), blue with chain and deflation nipple, 1.4 kg (3 lbs)	1
531465 + 576563	Tensioning and extension belt (2× red+1× blue), 10 m (33') long, with ratchet, 2 kg (4.4 lbs)	2+1
528304	Acid proof protection bag for M1/10, 0.4 kg (0.88 lbs)	1
587296	Portable case 800 × 600 × 235 mm (32" × 24" × 9"), 4.6 kg (10 lbs)	1

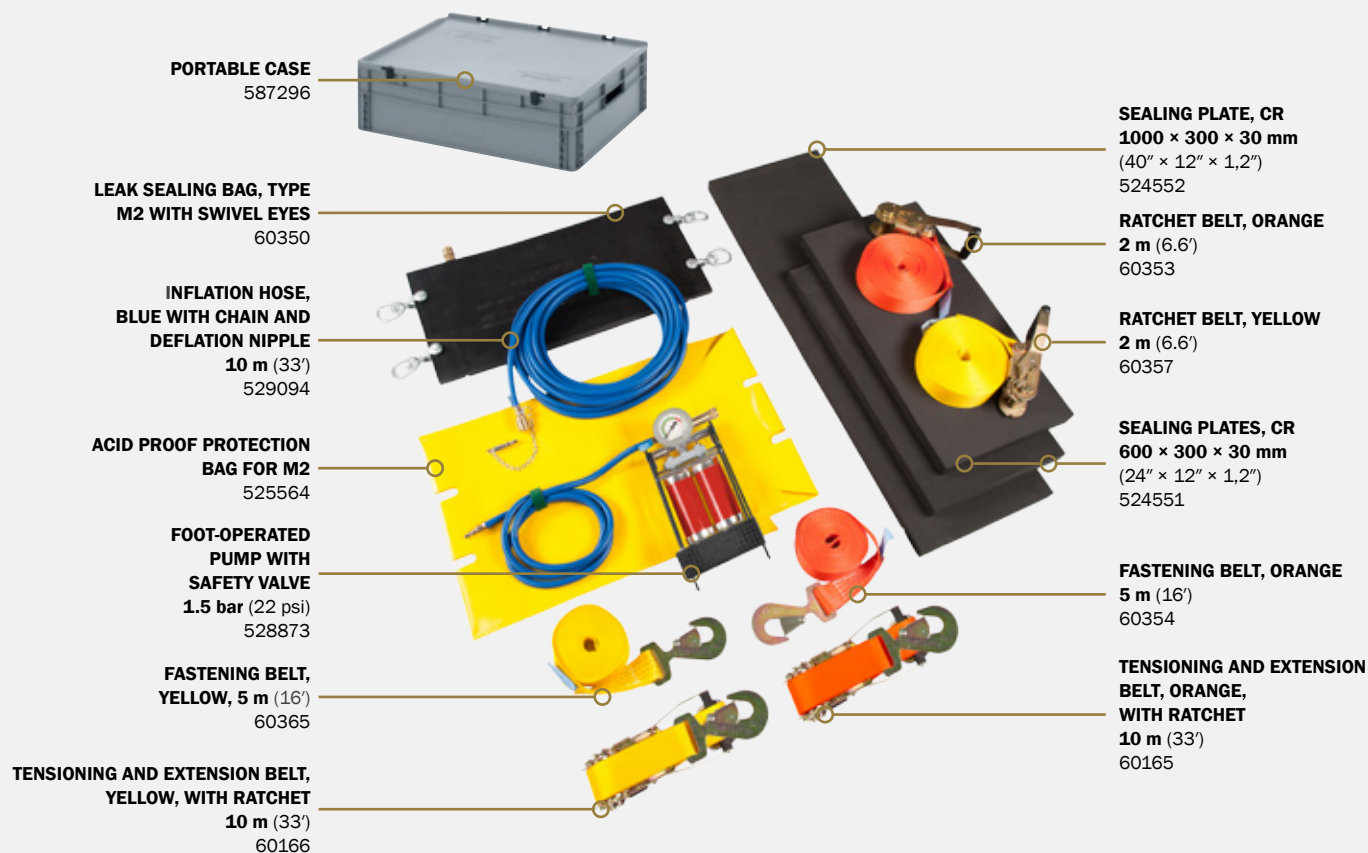


M1-6, M1-10
TYPE 26

LARGE LEAK SEALING BAGS

4. 6.

M2 SET - 1.5 bar (22 psi)



THE M2 TYPE SET - WITH SWIVEL EYES CONSISTS OF:

PART NUMBER	DESCRIPTION	QUANTITY [PC]
60350	Leak sealing bag, type M2 with swivel eyes	1
528873	Foot-operated pump with safety valve 1.5 bar (22 psi), 2.9 kg (6.4 lbs)	1
529094	Inflation hose, 10 m (33'), blue with chain and deflation nipple, 1.4 kg (3 lbs)	1
60353	Ratchet belt, 2 m (6.6'), orange, 1.5 kg (3.3 lbs)	1
60357	Ratchet belt, 2 m (6.6'), yellow, 1.5 kg (3.3 lbs)	1
60354	Fastening belt, 5 m (16'), orange, 0.8 kg (1.8 lbs)	1
60365	Fastening belt, 5 m (16'), yellow, 0.8 kg (1.8 lbs)	1
60166	Tensioning and extension belt, 10 m (33') long, yellow, with ratchet, 2.0 kg (4.4 lbs)	1
60165	Tensioning and extension belt, 10 m (33') long, orange, with ratchet, 2.1 kg (4.6 lbs)	1
524551	Sealing plate, 600 × 300 × 30 mm (24" × 12" × 1,2"), CR, 1.0 kg (2.2 lbs)	2
524552	Sealing plate, 1000 × 300 × 30 mm (40" × 12" × 1,2"), CR, 1.5 kg (3.3 lbs)	1
525564	Acid proof protection bag for M2, 0.4 kg (0.88 lbs)	1
587296	Portable case 800 × 600 × 235 mm (32" × 24" × 9"), 4.6 kg (10 lbs)	1

TECHNICAL DATA

TYPE	PART NUMBER	DIMENSIONS			WEIGHT	WORKING PRESSURE	SEALING SURFACE DIMENSIONS		SEALING PRESSURE	AIR REQUIREMENT
		LENGTH	WIDTH	HEIGHT			LENGTH	WIDTH		
		[cm] / [inch]	[cm] / [inch]	[cm] / [inch]			[cm] / [inch]	[cm] / [inch]		
M1- 1.5 bar / 22 psi	60043	62 / 24"	30 / 12"	2 / 0.8"	4.5 / 10	1.5 / 22	50 / 20"	30 / 12"	1.4 / 20	20 / 0.7
M1/6- 6 bar / 87 psi	291293	62 / 24"	30 / 12"	2 / 0.8"	4.6 / 10	6 / 87	50 / 20"	30 / 12"	5 / 73	50 / 1.8
M1/10-10 bar / 145 psi	282293	62 / 24"	30 / 12"	2 / 0.8"	4.6 / 10	10 / 145	50 / 20"	30 / 12"	9 / 131	70 / 2.5
M2-1.5 bar / 22 psi	60350	62 / 24"	30 / 12"	2 / 0.8"	6.2 / 14	1.5 / 22	50 / 20"	30 / 12"	1.4 / 20	20 / 0.7

Sealing tubes are used for a fast and temporary leak sealing of pipe bends and difficult-to-access pipe connections.

Easy positioning

Used for pipe diameters up to 22 cm (9")

Stainless steel parts

Perfect for industrial usage

SEALING TUBE
TYPE ST 250
2.5 m (8')
575161

SEALING TUBE
TYPE ST 150
1.5 m (5')
575160

SEALING TUBE
TYPE ST 350
3.5 m (11.5')
575162



MEDIUM SEALING TUBE SET



PORTABLE CASE
532632

INFLATION HOSE
EPDM
10 m (33')
576566

INFLATION CONTROL
VALVE BRASS
576506

DEFLATION VALVE
BRASS
576510

THE LARGE SEALING TUBE SET CONSISTS OF:

PART NUMBER	DESCRIPTION	QUANTITY [pc]
575160	Sealing tube 1.5 m (5'), type ST 150	1
575161	Sealing tube 2.5 m (8'), type ST 250	1
575162	Sealing tube 3.5 m (11.5'), type ST 350	1
576506	Inflation control valve BRASS, 0.7 kg (1.5 lbs)	1
576566	Inflation hose 10 m (33') EPDM, 3.0 kg (6.6 lbs)	1
576471	Sealing pad (FKM material), 0.05 kg (0.1 lbs)	1
577590	Sealing pad (NBR material), 0.03 kg (0.07 lbs)	1
577591	Sealing pad (EPDM material), 0.03 kg (0.07 lbs)	1
576510	Deflation valve BRASS, 0.4 kg (0.88 lbs)	1
523835	Pressure regulator 200/300 bar (2900/4350 psi), 1.7 kg (3.7 lbs)	1
528871	Portable case type 2, 609 × 409 × 140 (24" × 16" × 5.5"), 3.5 kg (7.7 lbs)	1

THE MEDIUM SEALING TUBE SET CONSISTS OF:

PART NUMBER	DESCRIPTION	QUANTITY [pc]
575161	Sealing tube 2.5 m (8'), type ST 250	1
576506	Inflation control valve BRASS, 0.7 kg (1.5 lbs)	1
576566	Inflation hose 10 m (33'), EPDM, 3.0 kg (6.6 lbs)	1
576471	Sealing pad (FKM material), 0.05 kg (0.1 lbs)	1
576510	Deflation valve BRASS, 0.4 kg (0.88 lbs)	1
532632	Portable case type 1, 470 × 360 × 120 mm (19" × 14" × 5"), 1.7 kg (3.7 lbs)	1

TECHNICAL DATA

TYPE	PART NUMBER	DIMENSIONS		WEIGHT	WORKING PRESSURE	AIR REQUIREMENT
		DIAMETER	LENGTH			
		[cm] / [inch]	[cm] / [ft]			
ST 150	575160	2.5 / 1"	150 / 5'	1.1 / 2.4	10 / 145	8.1 / 0.3
ST 250	575161	2.5 / 1"	250 / 8'	1.5 / 3.3	10 / 145	13.5 / 0.5
ST 350	575162	2.5 / 1"	350 / 11.5'	1.8 / 4	10 / 145	18.8 / 0.7



TYPE 14

SEALING BANDAGES

4. 8.



Sealing bandages are used for sealing pipes from the outside. The bandages are made of highly chemical-resistant rubber compound, which retains a high level of flexibility in most demanding applications and situations.

Flexible design

Easy positioning

A wide usage range

Chemical-resistant rubber compound



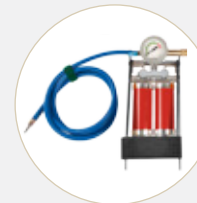
ACCESSORIES



INFLATION HOSE WITH CHAIN AND DEFLATION NIPPLE
10 m (33')
1.4 kg (3 lbs)
 529094



SINGLE FITTING CONTROLLER
1.5 bar (22 psi)
0.9 kg (2 lbs)
 529663



FOOT PUMP WITH SAFETY VALVE
1.5 bar (22 psi)
2.9 kg (6.4 lbs)
 528873

TECHNICAL DATA

TYPE	PART NUMBER	SIZE USAGE RANGE	DIMENSIONS			WEIGHT	WORKING PRESSURE
			LENGTH	WIDTH	HEIGHT		
			[cm] / [inch]	[cm] / [inch]	[cm] / [inch]		
SB1	515713	5 - 8 / 2 - 3"	25 / 10"	12.5 / 5"	1 / 0.4"	2.1 / 5	1.5 / 22
SB2	525813	5 - 20 / 2 - 8"	98 / 39"	12.5 / 5"	1 / 0.4"	3.5 / 8	1.5 / 22
SB3	525065	5 - 20 / 2 - 8"	98 / 39"	21.0 / 8"	1 / 0.4"	3.9 / 9	1.5 / 22
SB4	525066	20 - 45 / 8 - 18"	170 / 67"	21.0 / 8"	1 / 0.4"	6.7 / 15	1.5 / 22
SB5	525277	5 - 18 / 2 - 7"	80 / 32"	25.0 / 10"	1 / 0.4"	4.3 / 10	1.5 / 22
SB6	514376	5 - 15 / 2 - 6"	65 / 26"	45.0 / 18"	1 / 0.4"	5.5 / 12	1.5 / 22
SB7	516042	10 - 35 / 4 - 14"	130 / 51"	45.0 / 18"	1 / 0.4"	9.1 / 20	1.5 / 22
SB8	525814	20 - 45 / 8 - 18"	170 / 67"	45.0 / 18"	1 / 0.4"	11.1 / 25	1.5 / 22

4. 9.

VACUUM DRAINAGE BAG



TYPE 26

The vacuum drainage bag seals leaks without using straps. Vacuum bags work well on large storage tanks and wide flat surfaces that can't be strapped. Vacuum sealing drainage bags seal and stick by creating a vacuum, which is why belts are not needed. A vacuum is created by using air-pressure from a high-pressure air source.



Easy positioning


No straps needed

A controlled transfer of liquids

Round shape

TB 50 SET

PART NUMBER	DESCRIPTION	QUANTITY [pc]
528345	Vacuum drainage bag TB 50	1
529103	Ball valve, storz D, stainless, 0.6 kg (1.3 lbs)	1
529153	Transparent venting and drainage hose, storz D, 5 m (16'), 1.4 kg (3 lbs)	1
76686	Inflation hose yellow, 10 m (33'), system 2.5 bar (36 psi), 1.3 kg (2.9 lbs)	1
587296	Portable case 800 × 600 × 235 (32" × 24" × 9"), 0.2 kg (0.44 lbs)	1



TECHNICAL DATA

TYPE	PART NUMBER	DIMENSIONS	WEIGHT	WORKING PRESSURE	VACUUM	DRAINAGE SURFACE DIMENSIONS	SEALING PRESSURE	AIR REQUIREMENT
		DIAMETER				DIAMETER		
		[cm] / [inch]				[kg] / [lbs]		
TB 50	528345	50 / 20	5.4 / 12	8 / 116	0.85 / 12	20 / 8"	1.4 / 20	1.2 / 0.04



TYPE 14

DRAINAGE SEALING BAG

4. 10.



Drainage sealing bags are fixed onto tanks with straps. Drainage sealing bags have an inflatable sealing perimeter which stops the leak but still allows venting and a controlled draining of liquid from the tank. Drainage sealing bags are suitable for use with fuels and many other toxic chemicals.

Flexible design

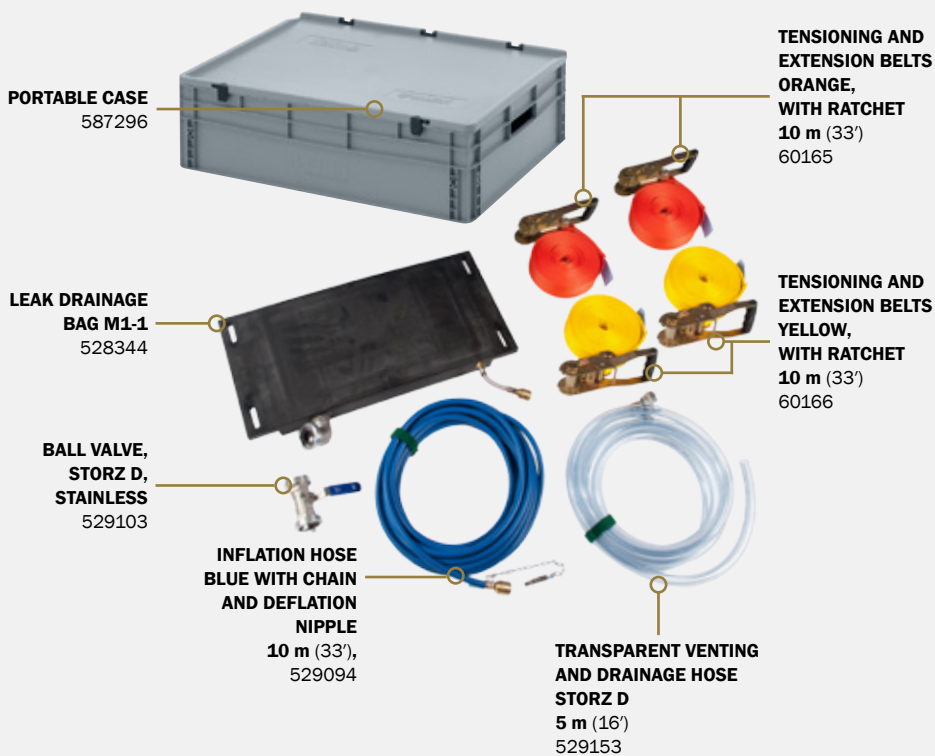
Easy positioning

A controlled transfer of liquids

Chemical-resistant rubber compound

M1-1 SET

PART NUMBER	DESCRIPTION	QUANTITY [pc]
528344	Leak drainage bag M1-1	1
528873	Foot pump with safety valve 1.5 bar (22 psi), 2.9 kg (6.4 lbs)	1
529094	Inflation hose 10 m (33'), blue with chain and deflation nipple, 1.4 kg (3 lbs)	1
60166	Tensioning and extension belts 10 m (33') long, yellow, with ratchet, 2.0 kg (4.4 lbs)	2
60165	Tensioning and extension belts 10 m (33') long, orange, with ratchet, 2.1 kg (4.6 lbs)	2
529103	Ball valve, storz D, stainless, 0.6 kg (1.3 lbs)	1
529153	Transparent venting and drainage hose 5 m (16'), storz D, 1.4 kg (3 lbs)	1
587296	Portable case 800 × 600 × 235 (32" × 24" × 9"), 0.2 kg (0.44 lbs)	1



TECHNICAL DATA

TYPE	PART NUMBER	DIMENSIONS			WEIGHT	WORKING PRESSURE	SEALING SURFACE DIMENSIONS			SEALING PRESSURE	AIR REQUIREMENT
		LENGTH	WIDTH	HEIGHT			LENGTH	WIDTH	HEIGHT		
		[cm] / [inch]	[cm] / [inch]	[cm] / [inch]			[cm] / [inch]	[cm] / [inch]	[kg] / [lbs]		
M1-1	528344	62 / 24"	30 / 12"	5.5 / 2"	10.5 / 23	1.5 / 22	40 / 16"	20 / 8"	3.5 / 1.4	1 / 15	10 / 0.4

4. 11.

DRAINAGE PIPE SEALING BAGS

Drainage pipe sealing bags are perfect solution for leakages on pipe connections. Drainage pipe sealing bags have a built-in zipper that allows a simple positioning.

Easy positioning

Flexible sealing sleeves

A controlled transfer of liquids

Special zipping system



Zipper

Straps

Ball valve for a controlled transfer of liquids

ACCESSORIES

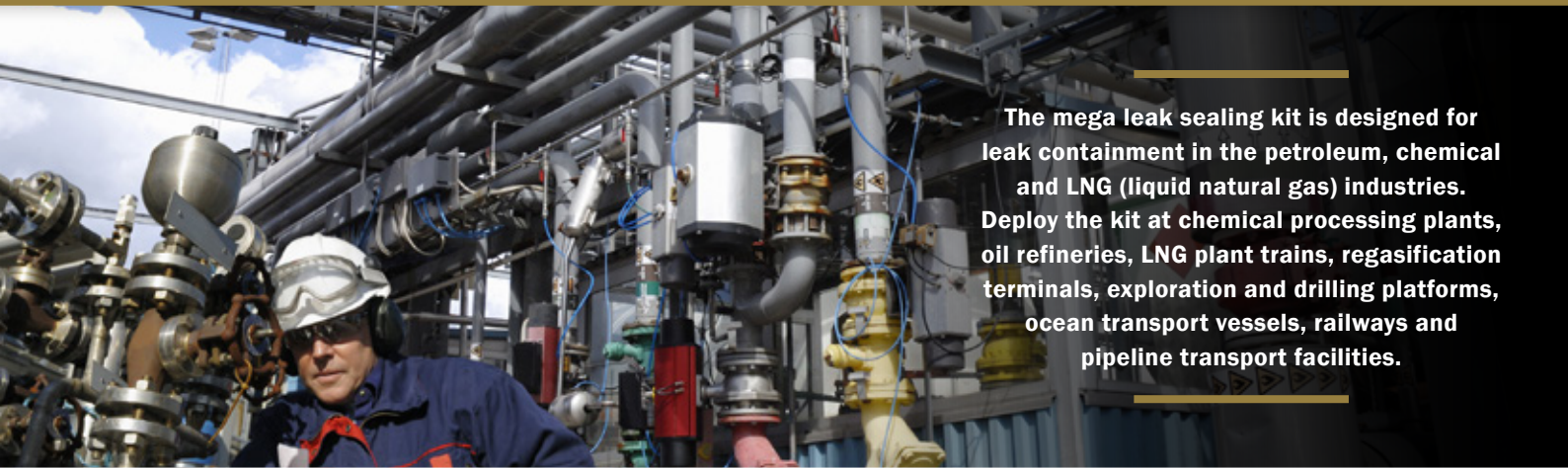


TRANSPARENT VENTING AND DRAINAGE HOSE STORZ D

5 m (16')
1.5 bar (22 psi)
1.4 kg (3 lbs)
529153

TECHNICAL DATA

TYPE	PART NUMBER	SUITABLE FOR PIPE DIAMETER [cm] / [inch]	DIMENSIONS	
			DIAMETER [cm] / [inch]	LENGTH [cm] / [inch]
FL 50	531572	5 / 2"	26 / 10"	95 / 37"
FL 80	536352	8 / 3"	26 / 10"	95 / 37"
FL 100	552317	10 / 4"	26 / 10"	95 / 37"



The mega leak sealing kit is designed for leak containment in the petroleum, chemical and LNG (liquid natural gas) industries. Deploy the kit at chemical processing plants, oil refineries, LNG plant trains, regasification terminals, exploration and drilling platforms, ocean transport vessels, railways and pipeline transport facilities.

Non-corrosive design	Self-contained kit	Sealed waterproof case	All-in-one solution
----------------------	--------------------	------------------------	---------------------

MEGA SEALING KIT



MK MINI LEAK SEALING BAGS SET

MK LEAK SEALING LANCE SET

MK OIL-RESISTANT PLUGGY SET



MK PIPE PLUG KIT

MK SEALING BANDAGES SET

MK M1 SET - 1.5 bar (22 psi)

THE MEGA SEALING KIT CONSISTS OF:

This is our standard mega set. Custom-made mega kits are available on request.

CASES:

PART NUMBER	DESCRIPTION	QUANTITY [pc]
577688	Mega black case, 38.0 kg (84 lbs)	1
562160	Medium black case with foam, 5.0 kg (11 lbs)	1
566529	Small black case with foam, 3.0 kg (6.6 lbs)	2

MK M1 SET - 1.5 BAR

PART NUMBER	DESCRIPTION	QUANTITY [pc]
60043	Leak sealing bag, Type M1 with belt guiding slits	1
529094	Inflation hose, 10 m (33'), blue with chain and deflation nipple, 1.4 kg (3 lbs)	1
60166	Tensioning and extension belts, 10 m (33') long, yellow, with ratchet, 2.0 kg (4.4 lbs)	1
60165	Tensioning and extension belts, 10 m (33') long, orange, with ratchet, 2.1 kg (4.6 lbs)	1
524551	Sealing plate, 600 × 300 × 30 mm, (24" × 12" × 1,2") CR, 1.0 kg (2.2 lbs)	2
524552	Sealing plate, 1000 × 300 × 30 mm (40" × 12" × 1,2"), CR, 1.5 kg (3.3 lbs)	2
528304	Acid proof protection bag for M1, 0.4 kg (0.88 lbs)	1

MK LEAK SEALING LANCE SET

PART NUMBER	DESCRIPTION	QUANTITY [PC]
528386	Wedge-shaped sealing bag type 1	1
528387	Wedge-shaped sealing bag type 2	1
528388	Wedge-shaped sealing bag type 3	1
528389	Cone-shaped sealing bag	1
528618	Push and inflation rod, 35 cm (14'), chain, deflation nipple, 0.5 kg (1.1 lbs)	1
528619	Push and inflation rod, 35 cm (14'), 0.4 kg (0.88 lbs)	3
529510	Shut-off unit, 0.7 kg (1.5 lbs)	1
528873	Foot-operated pump with safety valve 1.5 bar (22 psi), 2.9 kg (6.4 lbs)	1
529087	Splash disc, 0.04 kg (0.088 lbs)	1

MK MINI LEAK SEALING BAGS SET

PART NUMBER	DESCRIPTION	QUANTITY [pc]
78082	Type T1	1
78096	Type T2	1
78099	Type T3	1
528873	Foot-operated pump with safety valve 1.5 bar (22 psi), 2.9 kg (6.4 lbs)	1
60167	Fastening belts, 150 cm (5') long, yellow, 0.2 kg (0.44 lbs)	2
60169	Fastening belts, 300 cm (10') long, yellow, 0.4 kg (0.88 lbs)	3

MK SEALING BANDAGES SET

PART NUMBER	DESCRIPTION	QUANTITY [pc]
515713	SB 1 125 × 250 mm (5" × 10")	1
525813	SB 2 125 × 980 mm (5" × 39")	1
525277	SB 5 250 × 800 mm (10" × 32")	1
516042	SB 7 450 × 1300 mm (18" × 51")	1
525814	SB 8 450 × 1700 mm (18" × 70")	1
576567	Inflation hose EPDM with chain and deflation nipple, 10 m (33'), 3.0 kg (6.6 lbs)	1

MK PIPE PLUG KIT


PART NUMBER	DESCRIPTION	QUANTITY [pc]
542488	Elliptical Plugy G1 50-80 C	1
542489	Elliptical Plugy G2 80-130 C	1
542490	Elliptical Plugy G3 100-160 C	1
523289	Pneumatic plug type Z1 C	1
523290	Pneumatic plug type Z1 1/2 C	1
523292	Pneumatic plug type Z2/3 C	1
523294	Pneumatic plug type Z3/4 C	1
523296	Pneumatic plug type Z4/6 C	1
523302	Pneumatic plug type S2 C	1
523304	Pneumatic plug type S3/4 C	1
523307	Pneumatic plug type S4/6 C	1
541951	Tyre valve extension hose 1 m (3.3'), 0.1 kg (0.22 lbs)	2
551285	Inflation hose 3 m (10'), antistatic, 0.3 kg (0.66 lbs)	1
541957	Static discharge kit, 0.5 kg (1.1 lbs)	1
541960	Hand pump - mini, 0.2 kg (0.44 lbs)	1
541952	Shut-off valve R 1/8", 0.3 kg (0.66 lbs)	1
541953	Shut-off valve R 1/2", 0.3 kg (0.66 lbs)	1
541958	Bag of corks, 0.03 kg (0.066 lbs)	1
580018	Controlling pressure gauge - up to 3 bar (44 psi), 0.2 kg (0.44 lbs)	1

MK OIL-RESISTANT PLUGSY SET

PART NUMBER	DESCRIPTION	QUANTITY [pc]
576566	Inflation hose 10 m (33'), black, 3.0 kg (6.6 lbs)	1
567165	CR inflation hose 3 m (10'), black, 1.5 kg (3.3 lbs)	2
560195	Pressure reducer - 200/300 bar (2900/4350psi), 1.7 kg (3.7 lbs)	1
60310	Single fitting controller 2.5 bar (36 psi), 0.9 kg (2 lbs)	1
526635	Plugsy C 200-400	1
525324	Air cylinder 2l (122 cu.in.) - 200 bar (2900 psi), 3 kg (6.6 lbs)	1



Water tanks



**FOLLOW
USER MANUAL**



**WEAR PERSONAL
PROTECTIVE EQUIPMENT**

5. 1. SELF-SUPPORTING INTERCEPTIVE TANKS

They are used for emergency interception of hazardous liquids or for creating water supplies (fire extinguishing, snowmaking, etc.). As the self-supporting tank begins to fill with liquid, its unique design allows it to automatically become self-supporting. These tanks are strong, light in weight and fold up into a small space. A filled tank can be covered with a cover that prevents unwanted materials from entering the stored fluid.



Self-supporting design

Storage of various liquids

Superb stability

Easy to maintain



STANDARD COLOUR

 GREEN
RAL 6025

OPTIONAL COLOURS – ON REQUEST

 BEIGE
RAL 1001

 BLACK
(ANTISTATIC RUBBER)

MATERIAL

PES (polyester) fabric coated with NBR/PVC provides resistance to UV rays, ozone and other heavy weather conditions.

STANDARD EQUIPMENT – SUPPLIED TOGETHER WITH EACH TANK



COUPLING SYSTEM – STORZ C SYSTEM




INFLATION HOSE FOR INFLATABLE COLLAR (WITH THE CONNECTOR TO THE COMPRESSOR)

OPTIONAL EQUIPMENT - PURCHASED SEPARATELY



REPAIR KIT



GROUNDSHEET



TOP COVER



PACKING BAG



HAND PUMP
6I (366 cu.in.), **2.8 kg** (6 lbs)
 537734
4I (244 cu.in.), **2.3 kg** (5 lbs)
 539072

NOTE

The number and size of the filling/discharge ports can be adapted to customer requirements.

TECHNICAL DATA

TYPE	PART NUMBER	CAPACITY	DIMENSIONS					WEIGHT	VALVE	NO. OF SIDES
			EMPTY		FULL					
			DIAMETER		DIAMETER		HEIGHT	RUBBER		
			BOTTOM	HEIGHT	BOTTOM	TOP				
[m ³]/ [US gallons]	[m]/ [inch or ft.]	[m]/ [inch]	[m]/ [inch or ft.]	[m]/ [inch or ft.]	[m]/ [inch]	[kg]/ [lbs]	Thread size			
PS 500	518568	0.5 / 132	1.3 / 51"	0.2 / 8"	1.3 / 51"	0.7 / 28"	0.7 / 28"	12 / 27	R 2"	4
PS 1000	518567	1 / 264	2.2 / 87"	0.2 / 8"	2.2 / 87"	1.4 / 55"	0.8 / 39"	18 / 40	R 2"	6
PS 1500	530604	1.5 / 396	2.2 / 87"	0.2 / 8"	2.2 / 87"	1.4 / 55"	0.8 / 39"	24 / 53	R 2"	6
PS 2000	516537	2 / 528	2.6 / 102"	0.2 / 8"	2.6 / 102"	1.5 / 59"	0.9 / 35"	28 / 62	R 2"	6
PS 2500	530605	2.5 / 660	2.6 / 102"	0.2 / 8"	2.6 / 102"	1.5 / 59"	0.9 / 35"	29 / 64	R 2"	6
PS 3000	76489	3 / 793	2.5 / 98"	0.2 / 8"	2.5 / 98"	1.7 / 67"	0.9 / 35"	32 / 71	R 2"	6
PS 4000	530606	4 / 1056	2.9 / 10'	0.2 / 8"	2.9 / 10'	2 / 79"	1.1 / 43"	40 / 88	R 2"	6
PS 5000	77789	5 / 1320	3.1 / 10'	0.2 / 8"	3.1 / 10'	2.2 / 87"	1.2 / 47"	45 / 99	R 2"	6
PS 6000	510478	6 / 1584	3.5 / 11'	0.2 / 8"	3.5 / 11'	2.5 / 98"	1.15 / 45"	51 / 112	R 2"	6
PS 8000	521396	8 / 2113	4 / 13'	0.2 / 8"	4 / 13'	2.9 / 10'	1.2 / 47"	58 / 128	R 2"	6
PS 10000	519742	10 / 2641	4.4 / 14'	0.2 / 8"	4.4 / 14'	3.2 / 10'	1.2 / 47"	81 / 179	R 2"	8
PS 12000	510479	12 / 3169	4.6 / 15'	0.2 / 8"	4.6 / 15'	3.5 / 11'	1 / 39"	95 / 209	R 2"	8
PS 15000	530607	15 / 3962	5 / 16'	0.2 / 8"	5 / 16'	4 / 13'	1.2 / 47"	104 / 229	R 2"	8
PS 20000	530608	20 / 5283	5.7 / 19'	0.2 / 8"	5.7 / 19'	4.4 / 14'	1.2 / 47"	122 / 269	R 2"	8
PS 25000	530609	25 / 6603	6 / 20'	0.2 / 8"	6 / 20'	5 / 16'	1.2 / 47"	142 / 313	R 2"	10
PS 30000	530610	30 / 7924	6.5 / 21'	0.2 / 8"	6.5 / 21'	5.5 / 18'	1.2 / 47"	159 / 351	2 × R 2"	10
PS 40000	530611	40 / 10566	7.5 / 25'	0.2 / 8"	7.5 / 25'	6.2 / 20'	1.3 / 51"	202 / 445	2 × R 2"	10
PS 50000	530612	50 / 13207	8.3 / 27'	0.2 / 8"	8.3 / 27'	7 / 23'	1.3 / 51"	235 / 518	2 × R 2"	12



Transport tanks are closed tanks suitable for transport and storage of various liquids, including water. They are pillow-shaped and highly resistant to chemicals, mineral oils, and industrial water; they can be used in temperatures ranging from -30 °C to +90 °C (-22 °F to +194 °F).



Storage of various liquids

Transport of various liquids

A wide choice of different sizes

Easy to maintain



STANDARD COLOUR

GREEN
RAL 6025

OPTIONAL COLOURS – ON REQUEST

BEIGE
RAL 1001

BLACK
(ANTISTATIC RUBBER)

MATERIAL

PES (polyester) fabric coated with NBR/PVC provides resistance to UV rays, ozone and other heavy weather conditions.

STANDARD EQUIPMENT – SUPPLIED TOGETHER WITH EACH TANK



PVC BALL VALVE, SIZES:
R 1", R 2" OR R 4"




VENT R 2" WITH A
PVC TUBE AND AN
ALUMINUM LID

OPTIONAL EQUIPMENT - PURCHASED SEPARATELY



REPAIR KIT



GROUNDSHEET



TOP COVER



PACKING BAG

NOTE

The number and size of the filling/discharge ports can be adapted to customer requirements.

TECHNICAL DATA

TYPE	PART NUMBER	CAPACITY	DIMENSIONS					WEIGHT	VALVE	
			EMPTY		FULL				RUBBER	INFLATION
			LENGTH	WIDTH	LENGTH	WIDTH	HEIGHT			
			[m ³] [US gallons]	[m] [inch or ft.]	[m] / [inch]	[m] [inch or ft.]	[m] / [inch]	[m] / [inch]		
TRL 250	530685	0.25 / 66	1.3 / 51"	1.1 / 43"	1 / 39"	0.9 / 35"	0.4 / 16"	6 / 13	R 1"	R 2"
TRL 500	530686	0.5 / 132	1.8 / 71"	1.1 / 43"	1.4 / 55"	0.9 / 35"	0.5 / 20"	9 / 20	R 1"	R 2"
TRL 800	530687	0.8 / 211	1.9 / 75"	1.5 / 59"	1.5 / 59"	1.2 / 47"	0.6 / 24"	13 / 29	R 1"	R 2"
TRL 1000	530688	1 / 264	2.2 / 87"	1.5 / 59"	1.9 / 75"	1.3 / 51"	0.6 / 24"	14 / 31	R 2"	R 2"
TRL 1500	530689	1.5 / 396	2.4 / 94"	1.9 / 75"	2 / 79"	1.5 / 59"	0.7 / 28"	19 / 42	R 2"	R 2"
TRL 2000	530690	2 / 528	2.5 / 98"	1.9 / 75"	2.1 / 83"	1.5 / 59"	0.7 / 28"	22 / 49	R 2"	R 2"
TRL 2500	530691	2.5 / 660	3 / 10'	1.9 / 75"	2.5 / 98"	1.4 / 75"	0.9 / 35"	25 / 55	R 2"	R 2"
TRL 3000	530692	3 / 793	3 / 10'	2.4 / 94"	2.6 / 102"	2 / 79"	1 / 39"	30 / 66	R 2"	R 2"
TRL 4000	530693	4 / 1057	3.5 / 11'	2.5 / 98"	3.1 / 10'	2.2 / 87"	1 / 39"	37 / 82	R 2"	R 2"
TRL 4500	560903	4.5 / 1189	3.7 / 12'	2.5 / 98"	3.1 / 10'	2.2 / 87"	1 / 39"	38 / 84	R 2"	R 2"
TRL 5000	530694	5 / 1321	4.4 / 14'	2.5 / 98"	3.9 / 13'	2.2 / 87"	1 / 39"	47 / 104	R 2"	R 2"
TRL 6000	530695	6 / 1585	5 / 16'	2.5 / 98"	4.2 / 14'	2.2 / 87"	1 / 39"	53 / 117	R 2"	R 2"
TRL 7000	530696	7 / 1849	5.6 / 18'	2.5 / 98"	4.9 / 16'	2.2 / 87"	1.1 / 43"	62 / 137	R 2"	R 2"
TRL 8000	530697	8 / 2113	6.2 / 20'	2.5 / 98"	5.5 / 18'	2.2 / 87"	1.1 / 43"	69 / 152	R 2"	R 2"
TRL 9000	530698	9 / 2377	6.9 / 23'	2.5 / 98"	6.2 / 20'	2.2 / 87"	1.1 / 43"	76 / 168	R 2"	R 2"
TRL 10000	530699	10 / 2642	7.8 / 26'	2.5 / 98"	7.1 / 23'	2.2 / 87"	1.1 / 43"	86 / 190	R 4"	R 2"
TRL 11000	530700	11 / 2906	8.5 / 28'	2.5 / 98"	7.8 / 26'	2.2 / 87"	1.1 / 43"	94 / 207	R 4"	R 2"
TRL 12000	530701	12 / 3170	9.2 / 30'	2.5 / 98"	8.5 / 28'	2.2 / 87"	1.1 / 43"	102 / 225	R 4"	R 2"
TRL 19000	502737	19 / 5019	13 / 43'	2.5 / 98"	12.2 / 40'	2.2 / 87"	1.1 / 43"	143 / 315	R 4"	R 2"

5. 3.

CLOSED RUBBER TANKS



Closed tanks are suitable for storage of various liquids, including water. They are pillow-shaped and equipped with two or more ports, depending on the size of the tank. The middle port on top is intended for venting air, whereas other ports allow filling and emptying of the tank.



Storage of various liquids

Extra durable material

A wide choice of different sizes

Easy to maintain



STANDARD COLOUR

GREEN
RAL 6025

OPTIONAL COLOURS – ON REQUEST

BEIGE
RAL 1001

BLACK
(ANTISTATIC RUBBER)

MATERIAL

PES (polyester) fabric coated with NBR/PVC provides resistance to UV rays, ozone and other heavy weather conditions.

STANDARD EQUIPMENT – SUPPLIED TOGETHER WITH EACH TANK



PVC BALL VALVE, SIZES:
R 1", R 2" OR R 4"



VENT R 2" (from 10–50 m³)
(from ZR 10000 to ZR 50000)



VENT R 1" (up to 10 m³)
(up to ZR 10000)




VENT R 2" (from 50 m³)
(from ZR 50000)

OPTIONAL EQUIPMENT - PURCHASED SEPARATELY



REPAIR KIT



GROUNDSHEET



TOP COVER



PACKING BAG

NOTE

The number and size of the filling/discharge ports can be adapted to customer requirements.

TECHNICAL DATA

TYPE	PART NUMBER	CAPACITY	DIMENSIONS					WEIGHT	VALVE	
			EMPTY		FULL				RUBBER	INFLATION
			LENGTH	WIDTH	LENGTH	WIDTH	HEIGHT			
			[m³] / [US gallons]	[m] / [inch or ft.]	[m] / [inch or ft.]	[m] / [inch or ft.]	[m] / [inch or ft.]	[m] / [inch]		
ZR 250	530702	0.25 / 66	1.3 / 51"	1.1 / 43"	1.1 / 43"	0.9 / 35"	0.4 / 16"	5 / 11	R 1"	R 1"
ZR 500	59652	0.5 / 132	1.8 / 71"	1.1 / 43"	1.4 / 55"	0.9 / 35"	0.5 / 20"	7 / 15	R 1"	R 1"
ZR 800	530703	0.8 / 211	1.9 / 75"	1.5 / 59"	1.5 / 59"	1.2 / 47"	0.6 / 24"	10 / 22	R 1"	R 1"
ZR 1000	59653	1 / 264	2.2 / 87"	1.5 / 59"	1.9 / 74"	1.3 / 51"	0.6 / 24"	12 / 26	R 2"	R 1"
ZR 1500	530704	1.5 / 396	2.4 / 94"	1.9 / 75"	2 / 79"	1.5 / 59"	0.7 / 28"	17 / 37	R 2"	R 1"
ZR 2000	63360	2 / 528	2.5 / 98"	1.9 / 75"	2.1 / 83"	1.5 / 59"	0.7 / 28"	19 / 42	R 2"	R 1"
ZR 2500	530705	2.5 / 660	2.6 / 102"	2.2 / 87"	2.1 / 83"	1.7 / 67"	0.9 / 35"	20 / 44	R 2"	R 1"
ZR 3000	51095	3 / 793	3 / 10'	2.4 / 94"	2.6 / 102"	2 / 79"	1 / 39"	27 / 60	R 2"	R 1"
ZR 4000	530706	4 / 1057	3.5 / 11'	2.4 / 94"	3.1 / 10'	2 / 79"	1 / 39"	29 / 64	R 2"	R 1"
ZR 5000	74037	5 / 1321	4.4 / 14'	2.4 / 94"	3.9 / 13'	2 / 79"	1 / 39"	42 / 93	R 2"	R 1"
ZR 6000	530727	6 / 1585	5 / 16'	2.4 / 94"	4.4 / 14'	2 / 79"	1.1 / 43"	45 / 99	R 2"	R 1"
ZR 8000	530707	8 / 2113	3.8 / 12'	3.5 / 11'	3.1 / 10'	3 / 10'	1.1 / 43"	48 / 106	R 2"	R 1"
ZR 10000	60783	10 / 2642	4 / 13'	3.8 / 12'	3.5 / 11'	3.3 / 11'	1.1 / 43"	51 / 112	2 x R 2"	R 2"
ZR 12000	530708	12 / 3170	4.3 / 14'	3.8 / 12'	3.8 / 12'	3.3 / 11'	1.2 / 47"	61 / 134	2 x R 2"	R 2"
ZR 15000	530709	15 / 3962	5 / 16'	3.8 / 12'	4.5 / 15'	3.3 / 11'	1.2 / 47"	75 / 165	2 x R 2"	R 2"
ZR 20000	530710	20 / 5283	5.5 / 18'	4.9 / 16'	5 / 16'	4.4 / 14'	1.3 / 51"	92 / 203	2 x R 2"	R 2"
ZR 25000	530711	25 / 6604	5.7 / 19'	5.3 / 17'	5.1 / 17'	4.8 / 16'	1.3 / 51"	126 / 278	2 x R 2"	R 2"
ZR 30000	530712	30 / 7925	6.1 / 20'	5.7 / 19'	5.3 / 17'	4.9 / 16'	1.3 / 51"	154 / 340	R 4"	R 2"
ZR 35000	530713	35 / 9246	6.3 / 21'	6.1 / 20'	5.5 / 18'	5.3 / 17'	1.4 / 55"	170 / 375	R 4"	R 2"
ZR 40000	530714	40 / 10567	6.7 / 22'	6.3 / 21'	5.9 / 19'	5.5 / 18'	1.4 / 55"	187 / 412	R 4"	R 2"
ZR 45000	530715	45 / 11888	12.8 / 42'	4.3 / 14'	12.3 / 40'	3.8 / 12'	1.2 / 47"	208 / 459	R 4"	R 2"
ZR 50000	530716	50 / 13209	7.4 / 24'	6.7 / 22'	6.5 / 21'	5.8 / 19'	1.5 / 59"	220 / 485	R 4"	R 2"
ZR 60000	530717	60 / 15850	7.8 / 26'	7.4 / 24'	6.9 / 23'	6.5 / 21'	1.5 / 59"	256 / 564	2 x R 4"	R 2"
ZR 70000	530718	70 / 18492	8.8 / 29'	7.4 / 24'	7.9 / 26'	6.5 / 21'	1.5 / 59"	288 / 635	2 x R 4"	R 2"
ZR 80000	530719	80 / 21134	8.8 / 29'	8 / 26'	7.8 / 26'	7.2 / 24'	1.6 / 63"	312 / 688	2 x R 4"	R 2"
ZR 100000	530720	100 / 26417	10 / 33'	8.8 / 28'	9.1 / 30'	7.9 / 26'	1.6 / 63"	390 / 860	2 x R 4"	R 2"
ZR 125000	530721	125 / 33021	11 / 36'	10 / 33'	10.1 / 33'	9 / 30'	1.6 / 63"	487 / 1074	2 x R 4"	R 2"
ZR 150000	530722	150 / 39626	12 / 39'	10 / 33'	11 / 36'	9 / 30'	1.7 / 67"	531 / 1171	2 x R 4"	R 2"
ZR 200000	530723	200 / 52834	16.5 / 54'	10 / 33'	15.5 / 51'	9 / 30'	1.7 / 67"	731 / 1612	2 x R 4"	R 2"

5. 4.

DRINKING WATER TANKS



Drinking water tanks are ideal for emergency water storage, but can be used in many other applications as well.

Certified material for drinking water storage

A wide choice of different sizes

Pillow-shaped design

Easy to maintain

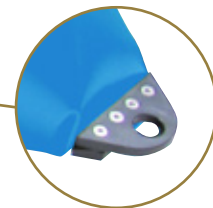


STANDARD COLOUR



MATERIAL

PVC - drinking water certified PVC



Special corner brackets

STANDARD EQUIPMENT – SUPPLIED TOGETHER WITH EACH TANK




PVC BALL VALVE, SIZES:
R 1", R 2" OR R 4"

OPTIONAL EQUIPMENT - PURCHASED SEPARATELY



REPAIR KIT
0.5 kg (1.1 lbs)
565316



GROUNDSHEET



TOP COVER



PACKING BAG

NOTE

The number and size of the filling/discharge ports can be adapted to customer requirements.

TECHNICAL DATA

TYPE	PART NUMBER	CAPACITY	DIMENSIONS					WEIGHT	INFLATION VALVE	NO. OF HANDLES
			EMPTY		FULL					
			LENGTH	WIDTH	LENGTH	WIDTH	HEIGHT	PVC		
			[m³] / [US Gallons]	[m] / [inch or ft.]	[m] / [inch or ft.]	[m] / [inch or ft.]	[m] / [inch or ft.]	[m] / [inch]	[kg] / [lbs]	
ZRD 250	534228	0.25 / 66	1.3 / 51"	1.1 / 43"	1.1 / 43"	0.9 / 35"	0.4 / 16"	4 / 9	R 1"	4
ZRD 500	536569	0.5 / 132	1.8 / 71"	1.3 / 51"	1.4 / 55"	1.0 / 39"	0.5 / 20"	7 / 15	R 1"	4
ZRD 800	536570	0.8 / 211	1.8 / 71"	1.6 / 63"	1.4 / 55"	1.5 / 59"	0.6 / 24"	8 / 18	R 1"	4
ZRD 1000	534226	1 / 264	1.8 / 71"	1.8 / 71"	1.4 / 55"	1.5 / 59"	0.6 / 24"	10 / 22	R 2"	4
ZRD 1500	536575	1.5 / 396	2.4 / 94"	1.8 / 71"	2.0 / 79"	1.4 / 55"	0.7 / 28"	12 / 26	R 2"	4
ZRD 2000	536576	2 / 528	2.5 / 98"	2.0 / 79"	2.1 / 83"	1.5 / 59"	0.8 / 31"	14 / 31	R 2"	4
ZRD 2500	536577	2.5 / 660	2.6 / 102"	2.2 / 87"	2.2 / 87"	1.7 / 67"	0.9 / 35"	15 / 33	R 2"	4
ZRD 3000	536578	3 / 793	2.8 / 9'	2.3 / 91"	2.4 / 94"	1.7 / 67"	1.0 / 39"	17 / 37	R 2"	4
ZRD 4000	536579	4 / 1057	3.0 / 10'	2.7 / 102"	2.6 / 102"	2.2 / 87"	1.0 / 39"	20 / 44	R 2"	4
ZRD 5000	533677	5 / 1321	3.2 / 10'	3.0 / 10'	2.8 / 9'	2.4 / 94"	1.1 / 43"	24 / 53	R 2"	4
ZRD 6000	536580	6 / 1585	3.5 / 11'	3.0 / 10'	3.1 / 10'	2.6 / 102"	1.1 / 43"	31 / 68	R 2"	4
ZRD 8000	536581	8 / 2113	3.8 / 12'	3.5 / 11'	3.4 / 11'	3.1 / 10'	1.1 / 43"	33 / 73	R 2"	4
ZRD 10000	536582	10 / 2642	4.0 / 13'	3.8 / 12'	3.6 / 12'	3.4 / 11'	1.1 / 47"	48 / 106	R 2"	4
ZRD 12000	536583	12 / 3170	4.3 / 14'	4.0 / 13'	3.9 / 13'	3.6 / 12'	1.2 / 47"	43 / 95	2 x R 2"	4
ZRD 15000	536584	15 / 3963	4.9 / 16'	4.3 / 14'	4.5 / 15'	3.9 / 13'	1.2 / 47"	52 / 115	2 x R 2"	4
ZRD 20000	536585	20 / 5283	5.5 / 17'	4.9 / 16'	4.9 / 16'	4.3 / 14'	1.3 / 51"	66 / 146	2 x R 2"	4
ZRD 25000	536601	25 / 6604	5.7 / 19'	5.3 / 17'	5.1 / 17'	4.7 / 15'	1.3 / 51"	103 / 227	2 x R 2"	4
ZRD 30000	536602	30 / 7925	6.1 / 20'	5.7 / 19'	5.5 / 18'	5.1 / 17'	1.3 / 51"	118 / 260	2 x R 2"	4
ZRD 35000	536603	35 / 9246	6.3 / 21'	6.1 / 20'	5.7 / 19'	5.5 / 18'	1.4 / 55"	131 / 289	R 4"	4
ZRD 40000	536604	40 / 10567	6.7 / 22'	6.3 / 21'	6.1 / 20'	5.7 / 19'	1.4 / 55"	143 / 315	R 4"	4
ZRD 45000	536610	45 / 11888	7.0 / 23'	6.7 / 22'	6.4 / 21'	6.1 / 20'	1.4 / 55"	159 / 351	R 4"	4
ZRD 50000	536611	50 / 13209	7.4 / 24'	6.7 / 22'	6.8 / 22'	6.1 / 20'	1.5 / 59"	168 / 370	R 4"	4
ZRD 60000	536612	60 / 15850	7.8 / 26'	7.4 / 24'	7.2 / 24'	6.8 / 22'	1.5 / 59"	197 / 434	2 x R 4"	4
ZRD 70000	536613	70 / 18492	8.8 / 29'	7.4 / 24'	8.2 / 27'	6.8 / 22'	1.5 / 59"	220 / 485	2 x R 4"	4
ZRD 80000	536614	80 / 21134	8.8 / 29'	8.0 / 26'	8.2 / 27'	7.4 / 24'	1.6 / 63"	240 / 529	2 x R 4"	4
ZRD 100000	536615	100 / 26417	10.0 / 33'	8.8 / 29'	9.4 / 31'	8.2 / 27'	1.6 / 63"	297 / 655	2 x R 4"	4
ZRD 125000	536616	125 / 33021	11.0 / 36'	10.0 / 33'	10.4 / 34'	9.4 / 31'	1.6 / 63"	371 / 818	2 x R 4"	4
ZRD 150000	536617	150 / 39626	12.0 / 39'	10.0 / 33'	11.4 / 37'	9.4 / 31'	1.7 / 67"	405 / 893	2 x R 4"	4
ZRD 200000	536618	200 / 52834	16.5 / 54'	10.0 / 33'	15.9 / 52'	9.4 / 31'	1.7 / 67"	556 / 1226	2 x R 4"	4

5. 5.

MOBILE DECANTING UNITS

Mobile decanting units are suitable as preventive protection from hazardous liquid spills. An empty mobile decanting unit is placed under the object, from which hazardous liquids will be pumped. The inflatable collar is inflated by compressed air or a hand pump.



A wide range of applications

Simplicity

Versatile usability

Low weight



MATERIAL

PES (polyester) fabric coated with NBR/PVC provides resistance to UV rays, ozone and other heavy weather conditions.

STANDARD COLOUR

 GREEN
RAL 6025

OPTIONAL COLOURS – ON REQUEST

 BEIGE
RAL 1001

 BLACK
(ANTISTATIC RUBBER)

STANDARD EQUIPMENT – SUPPLIED TOGETHER WITH EACH TANK



INFLATION HOSE FOR INFLATABLE COLLAR (WITH THE CONNECTOR TO THE COMPRESSOR)

INFLATION VALVE C7



OPTIONAL EQUIPMENT – PURCHASED SEPARATELY



HAND PUMP
61 (366 cu.in.), 2.8 kg (6 lbs)
537734
41 (244 cu.in.), 2.3 kg (5 lbs)
539072

NOTE

The number and size of the filling/discharge ports can be adapted to customer requirements.

TECHNICAL DATA

TYPE	PART NUMBER	CAPACITY	DIMENSIONS (INNER SIDE)			WEIGHT	WORKING PRESSURE	NO. OF HANDLES
			FULL					
			[m³] / [US Gallons]	LENGTH [cm] / [inch or ft.]	WIDTH [cm] / [inch or ft.]	HEIGHT [cm] / [inch]	RUBBER [kg] / [lbs]	
MP 800	76103	0.8 / 211	2.5 / 98"	2 / 79"	0.2 / 8"	20 / 44	0.3 / 4.35	4
MP 1000	530613	1 / 264	3 / 10'	2 / 79"	0.2 / 8"	23 / 51	0.3 / 4.35	4
MP 1500	76102	1.5 / 396	3.5 / 11'	2.5 / 98"	0.2 / 8"	30 / 66	0.3 / 4.35	4
MP 2000	530614	2 / 528	4 / 13'	3 / 10'	0.2 / 8"	39 / 86	0.3 / 4.35	4
MP 3000	530615	3 / 793	5 / 16'	3.5 / 11'	0.2 / 8"	52 / 115	0.3 / 4.35	4
MP 4000	73157	4 / 1057	7 / 23'	3.5 / 11'	0.2 / 8"	69 / 152	0.3 / 4.35	4
MP 5000	79358	5 / 1321	8.5 / 28'	3.5 / 11'	0.2 / 8"	82 / 181	0.3 / 4.35	4
MP 6000	60773	6 / 1585	10 / 33'	3.5 / 11'	0.2 / 8"	95 / 209	0.3 / 4.35	4
MP 7000	70053	7 / 1849	12 / 39'	3.5 / 11'	0.2 / 8"	113 / 149	0.3 / 4.35	4
MP 10000	530616	10 / 2642	17 / 56'	3.5 / 11'	0.2 / 8"	156 / 344	0.3 / 4.35	4
MP 12000	530617	12 / 3170	20 / 66'	3.5 / 11'	0.2 / 8"	182 / 401	0.3 / 4.35	4




The berm unit is designed for catching spills of various fluids. It prevents spillages on the ground and in the environment. Berm units can also be used for decontamination. Their advantages are simplicity, versatile usability, low weight and imaginative ways of folding.

A wide range of applications

Simplicity

Versatile usability

Low weight



Folded berm

STANDARD COLOUR

BLACK
RAL 9005

MATERIAL

PVC

TECHNICAL DATA: BERM – MINI SIZES

TYPE	PART NUMBER	CAPACITY	DIMENSIONS		
			LENGTH	WIDTH	HEIGHT
			[l] / [US Gallons]	[cm] / [inch]	[cm] / [inch]
BERMINI 45	565865	45 / 12	60 / 24"	60 / 24"	12.5 / 5"
BERMINI 100	549910	100 / 26	100 / 39"	100 / 39"	10 / 4"
BERMINI 200	553288	200 / 53	100 / 39"	100 / 39"	20 / 8"

TECHNICAL DATA: BERM – SMALL SIZES

TYPE	PART NUMBER	CAPACITY	DIMENSIONS		
			LENGTH	WIDTH	HEIGHT
			[l] / [US Gallons]	[cm] / [inch or ft.]	[cm] / [inch or ft.]
BERM BS 151	553713	225 / 59	150 / 59"	150 / 59"	10 / 4"
BERM BS 152	553715	450 / 119	150 / 59"	150 / 59"	20 / 8"
BERM BS 201	579648	400 / 106	200 / 79"	200 / 79"	10 / 4"
BERM BS 202	579650	800 / 211	200 / 79"	200 / 79"	20 / 8"
BERM BS 301	553716	900 / 238	300 / 10'	300 / 10'	10 / 4"
BERM BS 302	553718	1800 / 476	300 / 10'	300 / 10'	20 / 8"

TECHNICAL DATA: BERM – MEDIUM SIZES

TYPE	PART NUMBER	CAPACITY	DIMENSIONS			NO. OF SUPPORTING ANGLES
			LENGTH	WIDTH	HEIGHT	
			[l] / [US Gallons]	[cm] / [ft.]	[cm] / [ft.]	
BERM BM 5	552841	6000 / 1585	500 / 16'	400 / 13'	30 / 12"	22
BERM BM 8	552842	9000 / 2378	800 / 26'	400 / 13'	30 / 12"	30
BERM BM 12	552843	14000 / 3698	1200 / 39'	400 / 13'	30 / 12"	40
BERM BM 20	552846	24000 / 6340	2000 / 66'	400 / 13'	30 / 12"	58



BALL VALVE

5. 7.

HELICOPTER ONION TANK

Helicopter onion tanks (HOT) are designed for intercepting, decanting and storing of liquids (water, process water) in the event of accidents, interventions by fire-fighting teams and in other situations. The helicopter onion tank is adapted to capture the water by means of special fire-fighting bag.



Self-supporting design

Storage of various liquids

Superb stability

Easy to maintain



STANDARD COLOUR



ORANGE

MATERIAL

TPU

OPTIONAL EQUIPMENT – PURCHASED SEPARATELY



PVC BALL VALVE, SIZES:
R 1", R 2" OR R 4"

NOTE

The number and size of the filling/discharge ports can be adapted to customer requirements.

TECHNICAL DATA

TYPE	PART NUMBER	CAPACITY	DIMENSIONS			WEIGHT
			FULL			
			BOTTOM	TOP	HEIGHT	PVC
		[m ³] / [US Gallons]	[m] / [ft.]	[m] / [ft.]	[m] / [inch]	[kg] / [lbs]
HOT 12	282033	12 / 3170	3.6 / 12'	2.3 / 7.5'	1.7 / 70"	43 / 95
HOT 24	579468	24 / 6340	5 / 16'	3.3 / 11'	1.7 / 70"	67 / 148



About us & warranty

1. GENERAL CONDITIONS

- 1.1. These warranty conditions apply as for Environmental protection and rescue products, manufactured by Trelleborg Slovenija, d.o.o. (hereinafter referred to as TBSLO), Product Area Environmental protection and rescue products (Products). If any provision of this warranty conditions would be contrary to any mandatory legal provisions in any particular jurisdiction, such provision shall apply to a maximum extent as provided for by such mandatory legal provisions.
- 1.2. Products which may be sold by TBSLO Product Area Environmental protection and rescue products but are not manufactured by it are not covered by this warranty and are sold exclusively with warranties, if any, by their original manufacturer.

2. MANAGEMENT OF THE PRODUCTS

- 2.1. In order to claim a remedy pursuant to this warranty, purchaser must conform to instructions for management of the Products, available at <http://www.savatech.eu/environmental-protection-and-rescue-manuals.html>

3. WARRANTY

- 3.1. TBSLO warrants to the purchaser that for the period of twelve (12) months as of delivery of the Products, such Products shall be free from defects in material and workmanship, subject to normal and management of the Products, including, among others, proper storage. For high pressure lifting bags, the warranty period amounts to thirty-six (36) months as of delivery.
- 3.2. This warranty shall be in lieu of any other warranties, express or implied, including, but not limited to, any warranty of merchantability of fitness for a particular purpose.

4. EXCLUSION OF WARRANTY

- 4.1. Warranty shall be excluded in cases where the Products have not been used for the ordinary purpose or have been subject to abnormal conditions such as, but not limited to misuse, mishandling (such as, but not limited to, cuts, tears, vandalism, fire, wilful destruction, improper installation and/or improper maintenance, misapplication), use of unauthorized components or attachments or if adjustments or repairs have been performed by anyone other than TBSLO or its authorized agents.
- 4.2. Warranty shall also be excluded and TBSLO shall not be held liable in case of force majeure circumstances, such as, but not limited to:
- war or threat of war, sabotage, insurrection, riots or requisition;
 - all laws, restrictions, regulations, by-laws, prohibitions or any other measures by the governmental, parliamentary or local bodies;
 - import and export regulations or embargo;
 - strikes, lock-outs or other industrial measures or trade disputes (if including Manufacturer's employees or third party);
 - difficulties with supply of raw materials, work force, fuel, parts or machinery;
 - power blackout, break of machinery.
- 4.3. TBSLO shall not be held liable for any deficiencies in Products manufactured according to drawings, designs, project drafts and/or specifications provided by the purchaser.
- 4.4. Ordinary wear and tear are not covered by this warranty.

5. MAKING A WARRANTY CLAIM

- 5.1. Purchaser is obliged to take delivery of the Products and perform an ordinary inspection of the Product upon delivery.

- 5.2. Any claim by the purchaser with reference to the Products shall be deemed waived unless submitted in writing to TBSLO within the earlier of (I) eight days as of the discovery of the defect, or (II) twelve months as of the date of delivery of the Products or thirty-six (36) months as of delivery of high pressure lifting bags. Discovery of the defect is deemed to have occurred when a defect could have reasonably been detected by the purchaser.

- 5.3. Claim must at least contain the following data:

- part number,
- serial number,
- description of defect,

and must be substantiated by adequate evidence, such as pictures... Upon request, TBSLO must be allowed to inspect the Product.

- 5.4. To obtain performance under this warranty, any products suspected of having a manufacturing defect in materials or workmanship shall be returned freight prepaid for inspection to TBSLO, Product Area Environmental protection and rescue products, Škofjeloška c. 6, 4000 Kranj, Slovenia.

6. REMEDIES

- 6.1. TBSLO shall decide on a claim within forty-five days after receiving a complete documentation and Product pursuant to art 5.
- 6.2. Providing TBSLO acknowledges the claim as justified, it shall, at its discretion, either:
- repair the Product,
 - replace those components of the Product which are defective,
 - replace the Product, if repair is not possible or reasonable,
 - reimburse the consideration for the Product or its components which are defective.
- 6.3. Whenever TBSLO repairs or replaces the Product at its expense or reimburses the purchase price, it shall reimburse the purchaser, with a credit note, the same surface freight amount the purchaser had when returning the Product to TBSLO.
- 6.4. Remedies pursuant to this article 6 shall constitute the sole and exclusive remedy in the event of a breach of warranty. For the avoidance of doubt, TBSLO shall not be liable for any incidental, consequential and/or non-pecuniary damages or damages having a comparable effect. TBSLO's aggregate liability in respect of any and all losses arising under or in connection to the contract/ purchase order/any similar document that is the basis for sale of Products, shall be limited to an amount equal to the invoiced price for the Products supplied. Any exclusions or limitations of liability are agreed to be extended for the benefit of all entities within TBSLO's group.

7. CLOSING PROVISIONS

- 7.1. No statement or action by Trelleborg Slovenija, whether express or implied, other than set forth herein, shall constitute a warranty.
- 7.2. Any applicability of general terms and conditions used by the purchaser, wherever stated, is hereby explicitly excluded, notwithstanding any provisions of such general terms and conditions to the contrary.
- 7.3. This warranty statement is subject to the laws of the Republic of Slovenia, with the exclusion of its conflict of law principles.



We are a division of Trelleborg Slovenija d.o.o.. We manufacture and sell rubber products for environmental protection and rescue operations and industrial use. Our growing division was established more than thirty years ago and is constantly striving to meet our customer's current and future needs and expectations.

Knowledge and experience

Professional service

Quality products

A partner to rely on

KNOWLEDGE AND EXPERIENCE

Thirty years of experience and knowledge, investment in new technology, team-work and working closely with our business partners, have enabled us to develop new and exciting products and to continuously improve our existing product range.

QUALITY PRODUCTS

When assessing quality of our products we carefully consider a number of criteria including environmental suitability, ease of use, design, safety, reliability, and packaging. Our production facilities are certified to the ISO 9001 and ISO 14001 standards.

PROFESSIONAL SERVICE

A professional but caring approach, flexibility and quick delivery times combined to provide the ideal service in support of our quality product range.

A PARTNER TO RELY ON

We understand the value of long-term partnership. Our aim is to develop trusting relationships, which foster success and bring benefits to both our partners and ourselves.

QUALITY CERTIFICATES

ISO 9001
ISO 14001
OHSAS 18001
EN 13731
GOST R 50982
CNBOP-PIB



TRELLEBORG

Trelleborg Slovenija, d.o.o.

PA Environmental protection and rescue products (PA EKO)

We are a division of Trelleborg Slovenija d.o.o.. We manufacture and sell rubber products for environmental protection and rescue operations and industrial use. Our growing division was established more than thirty years ago and is constantly striving to meet our customer's current and future needs and expectations.

WWW.SAVATECH.EU
WWW.SAVATECH.COM

Lifting bags | Decontamination | Rescue | Sealing products | Water tanks

Environmental protection and rescue products

phone: +386 (0)4 206 6388

e-mail: info.eko@savatech.si

fax: +386 (0)4 206 6390

Škofjeloška cesta 6, 4000 Kranj, Slovenia

